

2018 MUNICIPAL DATA SHEET
STATE FISCAL YEAR
 (MUST ACCOMPANY 2018 BUDGET)

MUNICIPALITY: Township of North Brunswick

COUNTY: Middlesex

<u>Francis "Mac" Womack</u> Mayor's Name	<u>12/31/2018</u> Term Expires
--	--

Municipal Officials	
<u>Lisa Russo</u> Municipal Clerk	<u>7/1/2003</u> Date of Orig. Appt.
<u>Laurie Hammarstrom</u> Tax Collector	<u>1230</u> Cert. No.
<u>Kala Sriranganathan</u> Chief Financial Officer	<u>1211</u> Cert. No.
<u>Andrew G. Hodulik</u> Registered Municipal Accountant	<u>N0574</u> Cert. No.
<u>Ronald Gordon, Esq.</u> Municipal Attorney	<u>406</u> Lic. No.

Governing Body Members	
Name	Term Expires
<u>Councilman, Bob Davis</u>	<u>12/31/2017</u>
<u>Councilman, Robert Corbin</u>	<u>12/31/2017</u>
<u>Councilman, Sylvester Paladino</u>	<u>12/31/2017</u>
<u>Council President, Carlo Socio</u>	<u>12/31/2018</u>
<u>Councilman, Ralph Andrews</u>	<u>12/31/2019</u>
<u>Councilwoman, Amanda Guadagnino</u>	<u>12/31/2019</u>

Official Mailing Address of Municipality

Township of North Brunswick
710 Hermann Road
North Brunswick, NJ 08902
Fax #: (732) 249-2328

Attach this to your 2018 Budget and Mail to:

Director
Division of Local Government Services
Department of Community Affairs
P.O. Box 803
Trenton NJ 08625-0803

<u>Division Use Only</u>
Municode: _____
Public Hearing Date: _____

**2018 MUNICIPAL BUDGET
STATE FISCAL YEAR**

Municipal Budget of the Township of North Brunswick, County of Middlesex for the State Fiscal Year 2018

It is hereby certified that the Budget and Capital budget annexed hereto and hereby made a part hereof is a true copy of the Budget and Capital Budget approved by resolution of the Governing Body on the 7th day of August, 2017 and that public advertisement will be made in accordance with the provisions of N.J.S. 40A:4-6 and N.J.A.C. 5:30-4.4(d).

Lisa Russo, Clerk
710 Hermann Road
No. Brunswick, NJ 08902
(732) 247-0922

Certified by me, this 7th day of August, 2017

It is hereby certified that the approved Budget annexed hereto and hereby made a part is an exact copy of the original on file with the Clerk of the Governing Body, that all additions are correct, all statements contained herein are in proof and the total of anticipated revenues equals the total of appropriations.

Certified by me, this 7th day of August, 2017

Certified by me, this 7th day of August, 2017

Andrew G. Hodulik
Registered Municipal Accountant

1102 Raritan Avenue
Highland Park, NJ 08904
(732) 393-1000

Kala Sriranganathan
Chief Financial Officer
(732) 247-0922 ext. 233

	DO NOT USE THESE SPACES	

CERTIFICATION OF <u>ADOPTED</u> BUDGET	
(Do not advertise this Certification form)	
It is hereby certified that the amount to be raised by taxation for local purposes has been compared with the approved Budget previously certified by me and any changes required as a condition to such approval have been made. The adopted budget is certified with respect to the foregoing only.	
STATE OF NEW JERSEY Department of Community Affairs Director of the Division of Local Government Services	
Dated: _____	By: _____

CERTIFICATION OF <u>APPROVED</u> BUDGET	
It is hereby certified that the Approved Budget made part hereof complies with the requirements of law, and approval is given pursuant to N.J.S. 40A:4-79.	
STATE OF NEW JERSEY Department of Community Affairs Director of the Division of Local Government Services	
Dated: _____	By: _____

COMMENTS OR CHANGES REQUIRED AS A CONDITION OF CERTIFICATION OF DIRECTOR OF LOCAL GOVERNMENT SERVICES

The changes or comments which follow must be considered in connection with further action on this budget.

The **Township of North Brunswick**, County of **Middlesex**

MUNICIPAL BUDGET NOTICE

Section 1.

Municipal Budget of the Township of North Brunswick, County of Middlesex for the fiscal year 2018

Be It Resolved, that the following statements of revenues and appropriations shall constitute the Municipal Budget for the year 2018;

Be It Further Resolved, that said Budget be published in the Home News and Tribune in the issue of August 18, 2017.

The Governing Body of the Township of North Brunswick does hereby approve the following as the budget for the Fiscal year 2018.

RECORDED VOTE (Insert last name)	Ayes {	COUNCILMEMBER GUADAGNINO	{	Abstained {	
		COUNCILMEMBER PALADINO	{		
		COUNCILMEMBER ANDREWS	{		
		COUNCILMEMBER CORBIN	{		COUNCILMEMBER DAVIS
		COUNCIL PRESIDENT SOCIO	{	Absent {	
		{		{	

Notice is hereby given that the Budget and Tax Resolution was approved by the Township Council of the Township of North Brunswick, County of Middlesex, on August 7, 2017.

A Hearing on the Budget and Tax Resolution will be held at the North Brunswick Municipal Building, on September 5, 2017 at 7:00 P.M. at which time and place objections to said Budget and Tax Resolution for the year 2018 may be presented by taxpayers or other interested persons.

**EXPLANATORY STATEMENT
SUMMARY OF CURRENT FUND SECTION OF APPROVED BUDGET**

	SFY 2018
General Appropriations For: (Reference to item and sheet number should be omitted in advertised budget)	XXXXXXXXXXXXXX
1. Appropriations within "CAPS" -	XXXXXXXXXXXXXX
(a) Municipal Purposes {(Item H-1, Sheet 19)(N.J.S.A. 40A:4-45.2)}	38,050,937.47
2. Appropriations excluded from "CAPS"	XXXXXXXXXXXXXX
(a) Municipal Purposes {(Item H-2, Sheet 28)(N.J.S.A. 40A:4-45.3 as amended)}	8,971,093.53
(b) Local District School Purposes in Municipal Budget (Item K, Sheet 29)	
Total General Appropriations excluded from "CAPS" (Item O, Sheet 29)	8,971,093.53
3. Reserve for Uncollected Taxes (Item M, Sheet 29) - Based on Estimated 99.50% Percent of Tax Collections	677,969.00
4. Total General Appropriations (Item 9, Sheet 29)	47,700,000.00
<div style="display: flex; justify-content: space-between;"> <div style="width: 60%;"> Building Aid Allowance for Schools-State Aid </div> <div style="width: 30%;"> 2017-\$ _____ 2016-\$ _____ </div> </div>	
5. Less: Anticipated Revenues Other Than Current Property Tax (Item 5, Sheet 11) (i.e. Surplus, Miscellaneous Revenues and Receipts from Delinquent Taxes)	15,613,571.83
6. Difference: Amount to be Raised by Taxes for Support of Municipal Budget (as follows)	XXXXXXXXXXXXXX
(a) Local Tax for Municipal Purposes Including Reserve for Uncollected Taxes (Item 6(a), Sheet 11)	30,600,000.00
(b) Addition to Local District School Tax (Item 6(b), Sheet 11)	
(c) Minimum Library Tax	1,486,428.17

**EXPLANATORY STATEMENT - (Continued)
SUMMARY OF 2017 APPROPRIATIONS EXPENDED AND CANCELED**

	General Budget	Water Utility	Sewer Utility
Budget Appropriations - Adopted Budget	46,158,349.26	7,500,000.00	7,650,000.00
Budget Appropriations Added by N.J.S.A. 40A:4-87			
Emergency Appropriations			
Total Appropriations	46,158,349.26	7,500,000.00	7,650,000.00
Expenditures:			
Paid or Charged (Including Reserve for Uncollected Taxes)	44,884,141.42	7,209,250.48	6,734,833.47
Reserved	1,261,276.59	286,057.35	910,745.92
Unexpended Balances Canceled	312,931.25	4,692.17	404,420.61
Total Expenditures and Unexpended Balances Canceled	46,458,349.26	7,500,000.00	8,050,000.00
Overexpenditures*	300,000.00		400,000.00

Explanations of Appropriations for "Other Expenses"

The amounts appropriated under the title of "Other Expenses" are for operating costs other than "Salaries & Wages".

Some of the items included in "Other Expenses" are:

Materials, supplies and non-bondable equipment;

Repairs and maintenance of buildings, equipment, roads, etc.;

Contractual services for garbage and trash removal, fire hydrant service, aid to volunteer fire companies, etc.;

Printing and advertising, utility services, insurance and many other items, essential to the services rendered by municipal government.

*See Budget Appropriation Items so marked to the right of column "Expended 2017 Reserved."

Explanatory Statement - (Continued)
Budget Message

- In order to comply with statutory and regulatory requirements included in LFN 2011-4, the schedule below reflects the total cost of employee health care costs and the amount contributed by employees toward health care premiums:

FY2018 Total cost of Health Care	\$	6,370,126.00	Inside cap	\$	5,395,126.00
Employee Premium Contribution	\$	(975,000.00)	Outside cap	\$	-
Total FY2018 Appropriation	\$	<u>5,395,126.00</u>	Total FY2018 Appropriation	\$	<u>5,395,126.00</u>

- Line item on Sheet 12 was created with FCOA Code # 23-221 for anticipated payments to employees who will receive payments in lieu of accepting health benefits "waivers". The anticipated amount for FY2018 is \$100,000.






Municipal and County Cap Levy Law from P.L. 2007, c.62
 The **Township of North Brunswick**, County of **Middlesex**
2% Tax Levy Cap Calculation

Levy Cap Calculation	
Prior Year Amount to be Raised by Taxation for Municipal Purposes	\$ 30,060,000
Less: One Year Waivers	
Less: Prior Year Deferred Charges to Future Taxation Unfunded	\$ -
Changes in Service Provider (+/-)	
Net Prior Year Tax Levy for Municipal Purposes for Cap Calculation	\$ 30,060,000
Plus 2% Cap Increase	\$ 601,200
Adjusted Tax Levy Prior to Exclusions	\$ 30,661,200
Exclusions:	
Change in debt service and existing county leases (+/-)	
Offsets to State formula aid loss	
Allowable LOSAP increase	
Allowable pension increases	\$ 204,624
Allowable increase in health care costs	\$ 20,144
Allowable increase in Debt Service	\$ 132,603
Deferred Charges to Future Taxation Unfunded	\$ -
Add Total Exclusions	\$ 357,371
Less Cancelled or Unexpended Exclusions	\$ (12,931.00)
Adjusted Tax Levy	\$ 31,005,640
Additions:	
New Ratables - Increase in Valuations (New Construction and Additions)	\$ 4,853,200.00
Prior Year's Local Municipal Purpose Tax Rate (per \$100)	\$ 1.202
New Ratable Adjustment to Levy	\$ 58,335
SFY2016 Cap Bank Utilized in SFY2018	
SFY2017 Cap Bank Utilized in SFY2018	\$ 45,320
Amounts approved by referendum	\$ -
Maximum Allowable Amount to be Raised by Taxation	\$ 31,109,295
FY2018 Amount to be Raised by Taxation	\$ 30,600,000
FY2018 Levy "CAP" Bank.....	\$ 509,295

EXPLANATORY STATEMENT - (Continued) BUDGET MESSAGE
CAP Calculation - FY 2018 Budget

Total General Appropriations for FY2017 (as adopted).....	45,850,701.77
Exceptions Less:	
Total Other Operations.....	2,089,045.61
Public/Private Programs (159 Grants).....	169,522.00
Deferred Charges.....	
Capital Improvement Fund.....	317,500.00
Debt Service.....	5,718,718.00
Reserve for Uncollected Taxes.....	<u>662,310.00</u>
Total Exceptions (FY 2017 Budget).....	<u>8,957,095.61</u>
Amount on which CAP is Applied.....	36,893,606.16
3.5% CAP per Cola Ordinance (Ord No. 17-12).....	<u>1,291,276.22</u>
	38,184,882.38
New construction (\$4,853,200 @ \$1.202 per \$100 Assessed Valuation).....	58,335.46
FY2017 CAP Bank available.....	48,614.08
Total Allowable general appropriations within "CAP".....	38,291,831.92
Total Allowable general appropriations within "CAP".....	38,291,831.92
FY2018 Appropriations within "CAP" (sheet 19, H-1).....	<u>38,050,937.47</u>
FY2018 "CAP" Bank.....	240,894.45

Explanatory Statement - (Continued) Budget Message

-  **Overview:** Beginning preparation of the FY2018 Budget has been again been comparatively straightforward with an on-going consensus from the Mayor and Council to suppress any increases in appropriations, while trying to maximize revenues within each department. The FY2018 Budget As Introduced is in compliance with the State's Levy Cap and Budget Appropriation Cap, which contemplates consideration of a COLA Ordinance. The budget anticipates a 2017 calendar tax levy of \$30,600,000, which breaks down to the following: a \$45.63 annual increase in 2017 on the average assessed home, currently \$157,346.00, a 2.49% rate increase and a 2.9 cent increase in the tax levy from the 2016 calendar year.
-  **Surplus:** The available Fund Balance at year-end has declined from a high of \$14,007,060 in 2007 to a balance of \$7,912,257 going into Fiscal Year 2018. We are now at a period when the anticipated fund balance has not only stabilized, but has seen an increase in the past few years due to some positive year-end revenues and construction activity within the Township. The Township has exceeded its goal of maintaining a fund balance of greater than 10% balance of general appropriations at the end of each year (Pursuant to the Financial Management Policy authorized under Resolution 324-12.16). The long range expectation is to reduce the use of surplus, down to a range between \$2,000,000 to \$3,000,000 each year as an anticipated source of revenue.
-  **Appropriations:** The total appropriations, excluding grants, for FY2018 are \$1,938,060 higher than FY2017. Main drivers of the increase include the following: a \$666,657 increase in Salary and Wage, a \$167,182 increase in Debt Service, a \$254,922 increase in Pension Liability, a \$440,000 increase for a new Shared Services Agreement with the Board of Education for Class III Specials, and cancellation of \$300,000 from FY2017 Appropriations. Outside these obligations, the remaining line items reflect modest changes in our continuing effort to control spending to meet the decline in revenues. In the proposed appropriations for FY2018, we continue to see a beneficial impact of health benefit reform. With this respective appropriation traditionally comprising the highest rate of increase annually, this cost is now slowing in the rate of an annual increase, with employees contributing \$1,069,288 in FY2017. Nevertheless, the appropriation for health care still represents a major component of appropriation in this budget year at \$5,415,330 and is projected to remain a topic of discussion into the future. Secondly, while the Pension costs are now below 10% annually, these costs will still be above, and exempt from, the 2% Levy Cap, making it unrealistic for any municipality to keep tax rate increases below 2% annually, without exhausting Surplus and creating a larger liability and rate increase for future taxpayers.
-  **Workforce:** Investing in ways to make the municipal operation more efficient is also important as we look to the future workforce. The current full-time budgeted workforce is 209, a decrease of 1 full-time position from FY2017. The future budget trends an overall reduction in the workforce and stabilizes between 200-205 full-time positions, with numbers restructured among the various departments. To achieve this, in addition to software enhancements, we have encouraged training in cases where a certification or license enhances the operation of a department. The return on the Township's investment will come when workforce members retire, as anticipated over the next few fiscal years. While their positions may be filled by eligible, experienced and trained members, backfilling the vacated position will be evaluated on a case-by-case basis and eliminated if it is in the best interest of the taxpayer.
-  **Shared Services Agreements:** The Township currently has Shared Services relationships with the City of New Brunswick, the Borough of Spotswood, the North Brunswick School District and the Library. Going into FY2018 the Township has entered into a new shared service agreement with the North Brunswick School District for the Township to provide Class III Officers to the schools.

CURRENT FUND - ANTICIPATED REVENUES

SFY

GENERAL REVENUES	FCOA	Anticipated		Realized in SFY* 2017
		SFY* 2018	SFY* 2017	
1. Surplus Anticipated	08-101	3,350,000.00	3,000,000.00	3,000,000.00
2. Surplus Anticipated with Prior Written Consent of Director of Local Government Services	08-102			
Total Surplus Anticipated	08-100	3,350,000.00	3,000,000.00	3,000,000.00
3. Miscellaneous Revenues - Section A: Local Revenues	XXXXXXXXXX	XXXXXXXXXXXXXXXXXX	XXXXXXXXXXXXXXXXXX	XXXXXXXXXXXXXXXXXX
Licenses:	XXXXXXXXXX	XXXXXXXXXXXXXXXXXX	XXXXXXXXXXXXXXXXXX	XXXXXXXXXXXXXXXXXX
Alcoholic Beverages	08-103	53,000.00	53,000.00	53,640.00
Other	08-104	177,100.00	190,376.00	178,582.74
Fees and Permits	08-105	334,195.00	306,766.00	347,245.33
Fines and Costs:	XXXXXXXXXX	XXXXXXXXXXXXXXXXXX	XXXXXXXXXXXXXXXXXX	XXXXXXXXXXXXXXXXXX
Municipal Court	08-110	1,240,000.00	1,191,668.50	1,309,751.31
Interest and Costs on Taxes	08-112	130,000.00	127,000.00	144,070.37
Interest on Investments and Deposits	08-113	117,000.00	90,000.00	128,998.40
Anticipated Utility Operating Surplus	08-114	875,000.00	975,000.00	975,000.00

* Fiscal Year reporting basis defined through budget document:

SFY = State Fiscal Year (July 1 thru June 30)

CURRENT FUND - ANTICIPATED REVENUES - (Continued)

SFY

GENERAL REVENUES	FCOA	Anticipated		Realized in SFY* 2017
		SFY* 2018	SFY* 2017	
3. Miscellaneous Revenues - Section A: Local Revenues (continued):				
Payments in Lieu of Taxes:				
Senior Citizen Housing	09-210	258,920.00	250,150.00	258,922.00
Technology Center of New Jersey	09-210	1,239,974.47	1,230,000.00	1,292,190.15
Cable Television Franchise Fee	08-116	137,800.00	146,300.00	137,832.00
Fire Prevention Fines and Fees	08-123	148,000.00	135,800.00	151,574.06
Hotel Tax	08-117	190,000.00	190,000.00	191,544.01
Total Section A: Local Revenues	08-001	4,900,989.47	4,886,060.50	5,169,350.37

CURRENT FUND - ANTICIPATED REVENUES - (Continued)

SFY

GENERAL REVENUES	FCOA	Anticipated		Realized in Cash SFY* 2017
		SFY* 2018	SFY* 2017	
3. Miscellaneous Revenues - Section B: State Aid Without Offsetting Appropriations				
Consolidated Municipal Property Tax Relief Aid	09-200	101,562.00	124,150.00	124,150.00
Energy Receipts Tax (P.L. 1997, Chapters 162 & 167)	09-202	4,385,407.00	4,362,819.00	4,362,819.00
Watershed Moratorium Aid	09-206	4,653.00	4,653.00	4,653.00
Total Section B: State Aid Without Offsetting Appropriations	09-001	4,491,622.00	4,491,622.00	4,491,622.00

CURRENT FUND - ANTICIPATED REVENUES - (Continued)

SFY

GENERAL REVENUES	FCOA	Anticipated		Realized in Cash SFY* 2017
		SFY* 2018	SFY* 2017	
3. Miscellaneous Revenues - Section C: Dedicated Uniform Construction Code Fees Offset with Appropriations (N.J.S.A. 40A:4-36 and N.J.A.C.5:23-4.17)	XXXXXXXX	XXXXXXXXXXXXXXXXXX	XXXXXXXXXXXXXXXXXX	XXXXXXXXXXXXXX
Uniform Construction Code Fees	08-160	910,370.50	586,656.00	1,428,891.00
Special Item of General Revenue Anticipated With Prior Written Consent of Director of Local Government Services:	XXXXXXXX	XXXXXXXXXXXXXXXXXX	XXXXXXXXXXXXXXXXXX	XXXXXXXXXXXXXXXXXX
Additional Dedicated Uniform Construction Code Fees Offset with Appropriations N.J.S.A. 40A:4-45.3h and N.J.A.C. 5:23-4.17:	XXXXXXXX	XXXXXXXXXXXXXXXXXX	XXXXXXXXXXXXXXXXXX	XXXXXXXXXXXXXXXXXX
Uniform Construction Code Fees	08-160			
Total Section C: Dedicated Uniform Construction Code Fees Offset with Appropriations	08-002	910,370.50	586,656.00	1,428,891.00

CURRENT FUND - ANTICIPATED REVENUES - (Continued)

SFY

GENERAL REVENUES	FCOA	Anticipated		Realized in Cash SFY* 2017
		SFY* 2018	SFY* 2017	
3. Miscellaneous Revenues - Section D: Special Items of General Revenue Anticipated With Prior Written Consent of the Division of Local Government Services - Interlocal Municipal Service Agreements Offset With Appropriations:	XXXXXXXX	XXXXXXXXXXXXXXXXXX	XXXXXXXXXXXXXXXXXX	XXXXXXXXXXXXXX
Shared Service Agreement - Board of Education	11-192	440,000.00		
Total Section D: Interlocal Municipal Service Agreements Offset with Appropriations	11-001	440,000		

CURRENT FUND - ANTICIPATED REVENUES - (Continued)

SFY

GENERAL REVENUES	FCOA	Anticipated		Realized in Cash SFY* 2017
		SFY* 2018	SFY* 2017	
3. Miscellaneous Revenues - Section E: Special Items of General Revenue Anticipated with Prior Written Consent of Director of Local Government Services - Additional Revenues Offset with Appropriations (N.J.S.A. 40A:4-45.3h):	XXXXXXXXXX	XXXXXXXXXXXXXXXXXXXX	XXXXXXXXXXXXXXXXXXXX	XXXXXXXXXXXXXXXXXX
Total Section E: Special Items of General Revenue Anticipated with Prior Written Consent of Director of Local Government Services - Additional Revenues	08-003			

CURRENT FUND - ANTICIPATED REVENUES - (Continued)

SFY

GENERAL REVENUES	FCOA	Anticipated		Realized in Cash SFY* 2017
		SFY* 2018	SFY* 2017	
3. Miscellaneous Revenues - Section F: Special Items of General Revenue Anticipated with Prior Written Consent of Director of Local Government Services - Public and Private Revenues Offset with Appropriations:	XXXXXXXXXX	XXXXXXXXXXXXXXXXXXXX	XXXXXXXXXXXXXXXXXXXX	XXXXXXXXXXXXXXXXXX
Public Safety				
Drunk Driving Enforcement Fund	10-240		8,937.07	8,937.07
Safe and Secure	10-240		60,000.00	60,000.00
Alcohol Education Awareness	10-240	3,538.69	725.18	725.18
Body Armor Fund - State	10-240		6,915.89	6,915.89
Bullet Proof Vests - Federal	10-240		9,183.90	9,183.90
Drive Sober or Get Pulled Over	10-240		5,000.00	5,000.00
Drive Sober or Get Pulled Over - Labor Day	10-240		5,000.00	5,000.00
Highway Safety (safe corridors)	10-240		46,685.34	46,685.34
MCPO Task Force	10-240		12,000.00	12,000.00
Click It or Ticket	10-240		5,500.00	5,500.00
Distracted Driving Crackdown U-Text	10-240		5,500.00	5,500.00
JAG-BWC24-16	10-240		20,000.00	20,000.00
OEM - EMMA	10-252		7,000.00	7,000.00
Parks, Recreation and Community Services				
Senior Center Congregate Meals	10-372		16,500.00	16,500.00
Senior Center Transportation	10-372		5,000.00	5,000.00
Senior Center Outreach Program	10-372		9,500.00	9,500.00

CURRENT FUND - ANTICIPATED REVENUES - (Continued)

SFY

GENERAL REVENUES	FCOA	Anticipated		Realized in Cash SFY* 2017
		SFY* 2018	SFY* 2017	
3. Miscellaneous Revenues - Section F:Special Items of General Revenue Anticipated with Prior Written Consent of Director of Local Government Services - Public and Private Revenues Offset with Appropriations (continued):	XXXXXXXX	XXXXXXXXXXXXXXXXXX	XXXXXXXXXXXXXXXXXX	XXXXXXXXXXXXXX
Parks, Recreation and Community Services				
Municipal Alliance (Match \$10,370.50)	10-370	41,482.00	41,482.00	41,482.00
Clean Communities	10-375	65,369.17	76,944.48	76,944.48
Heritage Day County Grant (Match \$2,750.00)	10-369		5,500.00	5,500.00
Green Acres	10-369			
Public Works				
Recycling Tonnage	10-290		74,825.29	74,825.29
Cablevision - PED Access Programming	10-369		4,600.00	4,600.00
Municipal Court				
Alcohol Education and Enforcement Fund	10-490			
New Jersey Department of Transportation				
NJDOT - Improvements to Schmidt Lane	10-195	230,000.00		
Total Section F: Special Items of General Revenue Anticipated with Prior Written Consent of Director of Local Government Services - Public and Private Revenues	10-001	340,389.86	426,799.15	426,799.15

CURRENT FUND - ANTICIPATED REVENUES - (Continued)

SFY

GENERAL REVENUES	FCOA	Anticipated		Realized in Cash SFY* 2017
		SFY* 2018	SFY* 2017	
Summary of Revenues	XXXXXXXXXX	XXXXXXXXXXXXXXXXXX	XXXXXXXXXXXXXXXXXX	XXXXXXXXXXXXXXXXXX
1. Surplus Anticipated (Sheet 4, #1)	08-101	3,350,000.00	3,000,000.00	3,000,000.00
2. Surplus Anticipated with Prior Written consent of Director of Local Government Services (Sheet 4, #2)	08-102			
3. Miscellaneous Revenues	XXXXXXXXXX	XXXXXXXXXXXXXXXXXX	XXXXXXXXXXXXXXXXXX	XXXXXXXXXXXXXXXXXX
Total Section A: Local Revenues	08-001	4,900,989.47	4,886,060.50	5,169,350.37
Total Section B: State Aid Without Offsetting Appropriations	09-001	4,491,622.00	4,491,622.00	4,491,622.00
Total Section C: Dedicated Uniform Construction Code Fees Offset with Appropriations	08-002	910,370.50	586,656.00	1,428,891.00
Total Section D: Special Items of General Revenue Anticipated with Prior Written Consent of Director of Local Government Services - Interlocal Municipal Services Agreements	11-003	440,000.00		
Total Section E: Special Items of General Revenue Anticipated with Prior Written Consent of Director of Local Government Services - Additional Revenues	08-003			
Total Section F: Special Items of General Revenue Anticipated with Prior Written Consent of Director of Local Government Services - Public and Private Revenues	10-002	340,389.86	426,799.15	426,799.15
Total Section G: Special Items of General Revenue Anticipated with Prior Written Consent of Director of Local Government Services - Other Special Items	08-004	1,180,200.00	1,211,000.00	1,151,893.35
Total Miscellaneous Revenues	13-099	12,263,571.83	11,602,137.65	12,668,555.87
4. Receipts from Delinquent Taxes	15-499			
5. Subtotal General Revenues (Items 1, 2, 3 and 4)	13-199	15,613,571.83	14,602,137.65	15,668,555.87
6. Amount to be Raised by Taxes for Support of Municipal Budget:				
a) Local Tax for Municipal Purposes Including Reserve for Uncollected Taxes	07-190	30,600,000.00	30,060,000.00	31,554,619.45
b) Addition to Local District School Tax	07-191			
c) Minimum Library Tax	07-192	1,486,428.17	1,496,211.61	1,496,211.61
Total Amount to be Raised by Taxes for Support of Municipal Budget	07-199	32,086,428.17	31,556,211.61	33,050,831.06
7. Total General Revenues	13-299	47,700,000.00	46,158,349.26	48,719,386.93

CURRENT FUND - APPROPRIATIONS

SFY

8. GENERAL APPROPRIATIONS (A) Operations - within "CAPS"	FCOA	Appropriated				Expended SFY 2017	
		SFY 2018	SFY 2017	SFY 2017 Emergency Appropriation	Total SFY 2017 As Modified By All Transfers	Paid or Charged	Reserved
<u>DEPARTMENT OF FINANCE & ADMINISTRATION</u>							
Administration							
General Administration	20-100						
Salaries and Wages	20-100-1	571,163.00	555,477.00		555,477.00	544,253.93	11,223.07
Other Expenses	20-100-2	29,160.00	31,250.00		31,250.00	31,222.02	27.98
Municipal Clerk							
Salaries and Wages	20-120-1	171,243.00	187,831.00		187,831.00	184,515.05	3,315.95
Other Expenses	20-120-2	28,300.00	31,750.00		31,750.00	11,727.61	20,022.39
Animal Control							
Salaries and Wages	27-330-1	1,000.00	1,000.00		1,000.00	-	1,000.00
Other Expenses	27-330-2	56,000.00	45,000.00		45,000.00	44,758.18	241.82
Legal							
Salaries and Wages							
Other Expenses	20-155-2	330,000.00	350,000.00		350,000.00	307,037.80	42,962.20
General Liability Insurance	23-210-2	1,176,000.00	1,131,700.00		1,131,700.00	1,129,807.60	1,892.40
Group Health Insurance	23-220-2	5,395,126.00	5,348,186.00		5,247,686.00	4,872,057.17	375,628.83
Health Benefit Waiver	23-221-1	100,000.00	80,000.00		80,000.00	71,217.00	8,783.00

CURRENT FUND - APPROPRIATIONS

SFY

8. GENERAL APPROPRIATIONS (A) Operations - within "CAPS" (continued)	FCOA	Appropriated				Expended SFY 2017	
		SFY 2018	SFY 2017	SFY 2017 Emergency Appropriation	Total SFY 2017 As Modified By All Transfers	Paid or Charged	Reserved
Finance							
Financial Administration							
Salaries and Wages	20-130-1	271,762.00	264,482.00		264,482.00	261,214.33	3,267.67
Other Expenses	20-130-2	29,400.00	33,800.00		33,800.00	22,628.90	11,171.10
Audit							
Other Expenses	20-135-2	55,000.00	55,000.00		55,000.00	55,000.00	
Information Technology							
Salaries and Wages	20-140-1	183,790.00	179,258.00		179,258.00	151,859.21	27,398.79
Other Expenses	20-140-2	307,100.00	99,350.00		99,350.00	92,338.90	7,011.10
Tax Collection							
Salaries and Wages	20-145-1	140,105.00	127,119.00		137,119.00	136,532.69	586.31
Other Expenses	20-145-2	14,600.00	49,050.00		49,050.00	44,198.40	4,851.60
Tax Assessor							
Salaries and Wages	20-150-1	158,079.00	139,842.00		153,842.00	153,156.85	685.15
Other Expenses	20-150-2	97,900.00	87,700.00		87,700.00	78,455.19	9,244.81
SUB-TOTAL General Government		9,115,728.00	8,797,795.00	-	8,721,295.00	8,191,980.83	529,314.17

CURRENT FUND - APPROPRIATIONS

SFY

8. GENERAL APPROPRIATIONS (A) Operations - within "CAPS" (continued)	FCOA	Appropriated				Expended SFY 2017	
		SFY 2018	SFY 2017	SFY 2017 Emergency Appropriation	Total SFY 2017 As Modified By All Transfers	Paid or Charged	Reserved
DEPARTMENT OF COMMUNITY DEVELOPMENT							
Engineering							
Salaries and Wages	20-165-1	91,379.00	94,949.00		94,949.00	91,136.72	3,812.28
Other Expense	20-165-2	95,950.00	106,250.00		101,250.00	101,181.33	68.67
Planning							
Salaries and Wages	21-180-1	280,773.00	272,496.00		272,496.00	271,876.06	619.94
Other Expenses	21-180-2	17,000.00	17,000.00		17,000.00	9,169.18	7,830.82
Zoning							
Salaries and Wages	21-185-1	113,643.00	111,584.00		111,584.00	111,544.51	39.49
Other Expense	21-185-2	5,800.00	5,800.00		5,800.00	4,887.98	912.02
Affordable Housing							
Salaries and Wages	21-190-1	3,600.00	3,600.00		3,600.00	3,600.00	
Other Expense	21-190-1	-	-		-	-	
Code Enforcement							
Salaries and Wages	22-195-1	136,817.00	118,161.00		118,161.00	91,264.53	26,896.47
Other Expense	22-195-2	3,250.00	3,250.00		3,250.00	2,726.17	523.83
Fire Safety							
Salaries and Wages	25-265-1	213,731.00	248,284.00		248,284.00	183,623.82	64,660.18
Other Expenses	25-265-2	8,250.00	8,250.00		8,250.00	7,578.68	671.32
SUB-TOTAL Community Development		970,193.00	989,624.00	-	984,624.00	878,588.98	106,035.02

CURRENT FUND - APPROPRIATIONS

SFY

8 GENERAL APPROPRIATIONS (A) Operations - within "CAPS" (continued)	FCOA	Appropriated				Expended SFY 2017	
		SFY 2018	SFY 2017	SFY 2017 Emergency Appropriation	Total SFY 2017 As Modified By All Transfers	Paid or Charged	Reserved
DEPARTMENT OF PUBLIC SAFETY					-		-
Police							
Salaries and Wages	25-240-1	13,561,237.00	13,087,779.00		13,087,779.00	13,074,623.22	13,155.78
Other Expenses	25-240-2	338,050.00	520,000.00		520,000.00	455,853.58	64,146.42
Emergency Management							
Salaries and Wages	25-252-1	88,680.00	88,680.00		88,680.00	64,480.24	24,199.76
Other Expenses	25-252-2	18,050.00	21,050.00		21,050.00	20,575.69	474.31
Contribution to Volunteer Organizations							
Fire Departments	25-255-2	198,000.00	198,000.00		198,000.00	193,287.81	4,712.19
First Aid Squad	25-260-2	65,000.00	65,000.00		65,000.00	64,899.75	100.25
Juvenile Aid							
Salaries and Wages	25-240-1		2,400.00		2,400.00	500.00	1,900.00
Other expenses	25-240-2	10,000.00	10,000.00		10,000.00	7,660.89	2,339.11
Municipal Court:							
Salaries & Wages	43-490-1	511,636.00	453,242.00		455,742.00	452,139.25	3,602.75
Other Expenses	43-490-2	54,400.00	33,550.00		37,050.00	37,022.80	27.20
Public Defender - Other Expenses	43-495-2	15,000.00	10,000.00		10,000.00	2,200.00	7,800.00
					-		-
SUB-TOTAL Public Safety		14,860,053.00	14,489,701.00	-	14,495,701.00	14,373,243.23	122,457.77

CURRENT FUND - APPROPRIATIONS

SFY

8 GENERAL APPROPRIATIONS (A) Operations - within "CAPS" (continued)	FCOA	Appropriated				Expended SFY 2017	
		SFY 2018	SFY 2017	SFY 2017 Emergency Appropriation	Total SFY 2017 As Modified By All Transfers	Paid or Charged	Reserved
DEPARTMENT OF PUBLIC WORKS					-		-
Streets and Roads							-
Salaries and Wages	26-290-1	713,046.00	728,683.00		688,683.00	652,062.37	36,620.63
Other expenses	26-290-2	279,100.00	197,450.00		197,450.00	180,946.59	16,503.41
Sanitation							
Salaries and Wages	26-305-1	607,156.00	608,717.00		608,717.00	589,184.99	19,532.01
Other expenses	26-305-2	428,700.00	387,450.00		412,450.00	401,301.67	11,148.33
Solid Waste Disposal Fees - Other Expenses	32-465-2	865,000.00	845,000.00		845,000.00	780,298.00	64,702.00
Recycling - Other Expenses	26-305-2	332,775.00	292,950.00		302,950.00	298,011.70	4,938.30
Municipal Services Reimbursement							
Condominiums	26-325-2	69,500.00	69,500.00		69,500.00	(1,746.60)	71,246.60
Public Building and Grounds							
Salaries and Wages	26-310-1	312,602.00	302,797.00		307,797.00	307,760.18	36.82
Other expenses	26-310-2	187,200.00	185,200.00		195,200.00	190,326.36	4,873.64
Motor Vehicle Maintenance							
Salaries and Wages	26-315-1	422,338.00	362,827.00		362,827.00	350,826.02	12,000.98
Other expenses	26-315-2	421,220.00	410,500.00		430,500.00	417,708.21	12,791.79
Environmental Commission							
Salaries and Wages	27-335-1		1,200.00		1,200.00	250.00	950.00
Other Expenses	27-335-2	860.00	500.00		500.00	-	500.00
SUB-TOTAL Public Works		4,639,497.00	4,392,774.00	-	4,422,774.00	4,166,929.49	255,844.51

CURRENT FUND - APPROPRIATIONS

SFY

8. GENERAL APPROPRIATIONS (A) Operations - within "CAPS" (continued)	FCOA	Appropriated				Expended SFY 2017	
		SFY 2018	SFY 2017	SFY 2017 Emergency Appropriation	Total SFY 2017 As Modified By All Transfers	Paid or Charged	Reserved
<u>DEPARTMENT OF PARKS RECREATION COMMUNITY SERVICES</u>							
Advisory Board of Health							
Other Expense	27-330-2	96,100.00	95,000.00		95,000.00	92,892.92	2,107.08
Parks, Recreation, Community Services Administration							
Salaries and Wages	28-370-1	227,722.00	219,914.00		225,914.00	224,502.08	1,411.92
Other Expenses	28-370-2	73,950.00	74,350.00		74,350.00	61,421.69	12,928.31
Senior Services							
Salaries and Wages	28-370-1	153,401.00	151,509.00		151,509.00	146,160.14	5,348.86
Other Expenses	28-370-2	83,500.00	122,000.00		122,000.00	88,519.40	33,480.60
Parks and Playgrounds							
Salaries and Wages	28-375-1	588,255.00	581,103.00		575,103.00	554,247.91	20,855.09
Other Expenses	28-375-2	253,800.00	362,300.00		362,300.00	331,599.65	30,700.35
					-		
SUB-TOTAL Parks, Recreation & Community Services		1,476,728.00	1,606,176.00	-	1,606,176.00	1,499,343.79	106,832.21

CURRENT FUND - APPROPRIATIONS

SFY

8 GENERAL APPROPRIATIONS (A) Operations - within "CAPS" (continued)	FCOA	Appropriated				Expended SFY 2017	
		SFY 2018	SFY 2017	SFY 2017 Emergency Appropriation	Total SFY 2017 As Modified By All Transfers	Paid or Charged	Reserved
Uniform Construction Code- Appropriation Offset by Dedicated Revenues (N.J.A.C. 5:23-4.17)	XXXXXXXXXX XXXXXXXXXX	XXXXXXXXXXXXXXXXXXXX	XXXXXXXXXXXXXXXXXXXX	XXXXXXXXXXXXXXXXXXXX	XXXXXXXXXXXXXXXXXXXX	XXXXXXXXXXXXXXXXXXXX	XXXXXXXXXXXX
Salaries & Wages	22-195-1	340,820.00	342,902.00		342,902.00	330,514.60	12,387.40
Other Expenses	22-195-2	42,300.00	36,300.00		41,300.00	41,300.00	
SUB-TOTAL Uniform Construction Code		383,120.00	379,202.00	-	384,202.00	371,814.60	12,387.40

CURRENT FUND - APPROPRIATIONS

SFY

8 GENERAL APPROPRIATIONS (A) Operations - within "CAPS" (continued)	FCOA	Appropriated				Expended SFY 2017	
		SFY 2018	SFY 2017	SFY 2017 Emergency Appropriation	Total SFY 2017 As Modified By All Transfers	Paid or Charged	Reserved
UNCLASSIFIED:	XXXXXXXX	XXXXXXXXXXXXXXXXXX	XXXXXXXXXXXXXXXXXX	XXXXXXXXXXXXXXXXXX	XXXXXXXXXXXXXXXXXX	XXXXXXXXXXXXXXXXXX	XXXXXXXXXXXX
Salary Adjustments	30-425-1	70,000.00	50,000.00		23,500.00	-	23,500.00
Utilities and Other Facility Costs	31-430-2	1,629,314.47	1,592,156.00		1,642,156.00	1,607,229.98	34,926.02
							-
							-
							-
							-
							-
							-
							-
							-
							-
							-
							-
							-
SUB-TOTAL Unclassified		1,699,314.47	1,642,156.00	-	1,665,656.00	1,607,229.98	58,426.02
							-
Total Operations (Item 8(A)) within "CAPS"	34-199	33,144,633.47	32,297,428.00	-	32,280,428.00	31,089,130.90	1,191,297.10
B. Contingent	35-470	100.00	100.00	XXXXXXXXXXXXXX	100.00	-	100.00
Total Operations including Contingent within "CAPS"	34-201	33,144,733.47	32,297,528.00	-	32,280,528.00	31,089,130.90	1,191,397.10
Detail:							
Salaries & Wages	34-201-1	19,933,978.00	19,285,836.00		19,250,836.00	18,931,828.70	319,007.30
Other Expenses (including Contingent)	34-201-2	13,210,755.47	13,011,692.00	-	13,029,692.00	12,157,302.20	872,389.80

CURRENT FUND - APPROPRIATIONS

SFY

8 GENERAL APPROPRIATIONS	FCOA	Appropriated				Expended SFY 2017	
		SFY 2018	SFY 2017	SFY 2017 Emergency Appropriation	Total SFY 2017 As Modified By All Transfers	Paid or Charged	Reserved
(E) Deferred Charges and Statutory Expenditures - Municipal within "CAPS"	XXXXXXXX	XXXXXXXXXXXXXXXXXX	XXXXXXXXXXXXXXXXXX	XXXXXXXXXXXXXXXXXX	XXXXXXXXXXXXXXXXXX	XXXXXXXXXXXXXXXXXX	XXXXXXXXXXXX
(1) DEFERRED CHARGES	XXXXXXXX	XXXXXXXXXXXXXXXXXX	XXXXXXXXXXXXXXXXXX	XXXXXXXXXXXXXXXXXX	XXXXXXXXXXXXXXXXXX	XXXXXXXXXXXXXXXXXX	XXXXXXXXXXXX
Emergency Authorizations	46-870			XXXXXXXXXXXXXXXXXX	-		XXXXXXXXXXXX
Prior Year Bills				XXXXXXXXXXXXXXXXXX	-		XXXXXXXXXXXX
				XXXXXXXXXXXXXXXXXX	-		XXXXXXXXXXXX
				XXXXXXXXXXXXXXXXXX	-		XXXXXXXXXXXX
				XXXXXXXXXXXXXXXXXX	-		XXXXXXXXXXXX
				XXXXXXXXXXXXXXXXXX	-		XXXXXXXXXXXX
				XXXXXXXXXXXXXXXXXX	-		XXXXXXXXXXXX
				XXXXXXXXXXXXXXXXXX	-		XXXXXXXXXXXX
				XXXXXXXXXXXXXXXXXX	-		XXXXXXXXXXXX
				XXXXXXXXXXXXXXXXXX	-		XXXXXXXXXXXX
				XXXXXXXXXXXXXXXXXX	-		XXXXXXXXXXXX
				XXXXXXXXXXXXXXXXXX	-		XXXXXXXXXXXX
				XXXXXXXXXXXXXXXXXX	-		XXXXXXXXXXXX
				XXXXXXXXXXXXXXXXXX	-		XXXXXXXXXXXX
				XXXXXXXXXXXXXXXXXX	-		XXXXXXXXXXXX
				XXXXXXXXXXXXXXXXXX	-		XXXXXXXXXXXX
				XXXXXXXXXXXXXXXXXX	-		XXXXXXXXXXXX
				XXXXXXXXXXXXXXXXXX	-		XXXXXXXXXXXX
				XXXXXXXXXXXXXXXXXX	-		XXXXXXXXXXXX
				XXXXXXXXXXXXXXXXXX	-		XXXXXXXXXXXX
				XXXXXXXXXXXXXXXXXX	-		XXXXXXXXXXXX
				XXXXXXXXXXXXXXXXXX	-		XXXXXXXXXXXX
				XXXXXXXXXXXXXXXXXX	-		XXXXXXXXXXXX
				XXXXXXXXXXXXXXXXXX	-		XXXXXXXXXXXX

CURRENT FUND - APPROPRIATIONS

SFY

8 GENERAL APPROPRIATIONS (A) Operations - within "CAPS" (continued)	FCOA	Appropriated				Expended SFY 2017	
		SFY 2018	SFY 2017	SFY 2017 Emergency Appropriation	Total SFY 2017 As Modified By All Transfers	Paid or Charged	Reserved
(E) Deferred Charges and Statutory Expenditures - Municipal within "CAPS" (continued)	XXXXXXXX	XXXXXXXXXXXXXXXXXX	XXXXXXXXXXXXXXXXXX	XXXXXXXXXXXXXXXXXX	XXXXXXXXXXXXXXXXXX	XXXXXXXXXXXXXXXXXX	XXXXXXXXXXXXXXXXXX
(2) STATUTORY EXPENDITURES:	XXXXXXXX	XXXXXXXXXXXXXXXXXX	XXXXXXXXXXXXXXXXXX	XXXXXXXXXXXXXXXXXX	XXXXXXXXXXXXXXXXXX	XXXXXXXXXXXXXXXXXX	XXXXXXXXXXXXXXXXXX
Contribution to: Public Employees' Retirement System							
Social Security System (O.A.S.I.)	36-472	1,360,000.00	1,325,000.00		1,337,000.00	1,333,454.58	3,545.42
							-
Police and Firemen's Retirement System of NJ	36-475	2,525,204.00	2,296,466.00		2,296,466.00	2,296,466.00	-
Public Employees' Retirement System	36-471	986,000.00	944,612.00		944,612.00	944,087.35	524.65
DCRP	36-477	15,000.00	10,000.00		10,000.00	4,765.71	5,234.29
Unemployment Compensation	23-225	20,000.00	20,000.00		20,000.00	20,000.00	-
							-
Total Deferred Charges and Statutory Expenditures-Municipal within "CAPS"	34-209	4,906,204.00	4,596,078.00	-	4,608,078.00	4,598,773.64	9,304.36
(G) Cash Deficit of Preceding Year	46-885						
(H-1) Total General Appropriations for Municipal Purposes within "CAPS"	34-299	38,050,937.47	36,893,606.00	-	36,888,606.00	35,687,904.54	1,200,701.46

CURRENT FUND - APPROPRIATIONS

SFY

8. GENERAL APPROPRIATIONS (A) Operations - excluded from "CAPS"	FCOA	Appropriated				Expended SFY 2017	
		SFY 2018	SFY 2017	SFY 2017 Emergency Appropriation	Total SFY 2017 As Modified By All Transfers	Paid or Charged	Reserved
Maintenance of Free Public Library (Ch 541-82, PL 1985)	29-390-2	1,486,428.17	1,496,211.61		1,496,211.61	1,496,211.61	-
							-
Department of Public Safety							-
Length of Service Award Program (LOSAP)	25-265-2	78,000.00	78,000.00		78,000.00	70,061.53	7,938.47
							-
Department of Finance & Administration							-
Group Health Insurance	23-220-2		88,344.00		88,344.00	88,344.00	-
Reserve for Tax Appeals	30-426-2	5,000.00	5,000.00		5,000.00	5,000.00	-
							-
NJDEP/Stormwater Permit [N.J.S.A. 40A: 4-45.3 (cc)]							-
Salaries & Wages	26-510-1	429,005.00	405,490.00		410,490.00	401,725.34	8,764.66
Other Expenses	26-510-2	16,000.00	16,000.00		16,000.00	9,378.00	6,622.00
							-
							-
							-
							-
							-
							-
							-
					-		-
Total Other Operations - Excluded from "CAPS"	XXXXXXXX	2,014,433.17	2,089,045.61	-	2,094,045.61	2,070,720.48	23,325.13

CURRENT FUND - APPROPRIATIONS

SFY

8 GENERAL APPROPRIATIONS (A) Operations - excluded from "CAPS"	FCOA	Appropriated				Expended SFY 2017	
		SFY 2018	SFY 2017	SFY 2017 Emergency Appropriation	Total SFY 2017 As Modified By All Transfers	Paid or Charged	Reserved
Uniform Construction Code Appropriation Offset by Increased Fee Revenues (N.J.A.C. 5:23-4.17)	XXXXXXXXXX XXXXXXXXXX	XXXXXXXXXXXXXXXXXXXX	XXXXXXXXXXXXXXXXXXXX	XXXXXXXXXXXXXXXXXXXX	XXXXXXXXXXXXXXXXXXXX	XXXXXXXXXXXXXXXXXXXX	XXXXXXXXXXXX
					-		-
					-		-
					-		-
					-		-
					-		-
					-		-
					-		-
					-		-
					-		-
					-		-
					-		-
					-		-
					-		-
					-		-
					-		-
					-		-
					-		-
					-		-
					-		-
Total Uniform Construction Code Appropriations	22-999	-	-	-	-	-	-

CURRENT FUND - APPROPRIATIONS

SFY

8 GENERAL APPROPRIATIONS (A) Operations - excluded from "CAPS"	FCOA	Appropriated				Expended SFY 2017	
		SFY 2018	SFY 2017	SFY 2017 Emergency Appropriation	Total SFY 2017 As Modified By All Transfers	Paid or Charged	Reserved
Interlocal Municipal Service Agreements	XXXXXXXX	XXXXXXXXXXXXXXXXXX	XXXXXXXXXXXXXXXXXX	XXXXXXXXXXXXXXXXXX	XXXXXXXXXXXXXXXXXX	XXXXXXXXXXXXXXXXXX	XXXXXXXXXXXX
					-		-
Shared Service Agreement - Board of Education	42-999	440,000.00			-		-
					-		-
					-		-
					-		-
					-		-
					-		-
					-		-
					-		-
					-		-
					-		-
					-		-
					-		-
					-		-
					-		-
					-		-
					-		-
					-		-
					-		-
					-		-
					-		-
Total Interlocal Municipal Service Agreements	42-999	440,000.00	-	-	-	-	-

CURRENT FUND - APPROPRIATIONS

SFY

8 GENERAL APPROPRIATIONS (A) Operations - excluded from "CAPS"	FCOA	Appropriated				Expended SFY 2017	
		SFY 2018	SFY 2017	SFY 2017 Emergency Appropriation	Total SFY 2017 As Modified By All Transfers	Paid or Charged	Reserved
Public and Private Programs Offset by Revenues						-	-
Public Safety							-
Drunk Driving Enforcement Fund	08-240		8,937.07		8,937.07	8,937.07	-
Safe and Secure	08-240		60,000.00		60,000.00	60,000.00	-
Alcohol Education Awareness	08-240	3,538.69	725.18		725.18	725.18	-
Body Armor Fund - State	08-240		6,915.89		6,915.89	6,915.89	-
Bullet Proof Vests - Federal	08-240		9,183.90		9,183.90	9,183.90	-
Drive Sober or Get Pulled Over	08-240		5,000.00		5,000.00	5,000.00	-
Drive Sober or Get Pulled Over - Labor Day	08-240		5,000.00		5,000.00	5,000.00	-
Highway Safety (safe corridors)	08-240		46,685.34		46,685.34	46,685.34	-
MCPO Task Force	08-240		12,000.00		12,000.00	12,000.00	-
Click It or Ticket	08-240		5,500.00		5,500.00	5,500.00	-
Distracted Driving Crackdown U-Text	08-240		5,500.00		5,500.00	5,500.00	-
JAG-BWC24-16	08-240		20,000.00		20,000.00	20,000.00	-
							-
OEM - EMMA	08-252		7,000.00		7,000.00	7,000.00	-
Parks, Recreation and Community Services							-
Senior Center Congregate Meals	08-372		16,500.00		16,500.00	16,500.00	-
Senior Center Transportation	08-372		5,000.00		5,000.00	5,000.00	-
Senior Center Outreach Program	08-372		9,500.00		9,500.00	9,500.00	-
							-

CURRENT FUND - APPROPRIATIONS

SFY

8. GENERAL APPROPRIATIONS (A) Operations - excluded from "CAPS"	FCOA	Appropriated				Expended SFY 2017	
		SFY 2018	SFY 2017	SFY 2017 Emergency Appropriation	Total SFY 2017 As Modified By All Transfers	Paid or Charged	Reserved
Public and Private Programs Offset by Revenues					-	-	
Municipal Alliance	08-370	41,482.00	41,482.00		41,482.00	41,482.00	-
Municipal Alliance - Match	08-370	10,370.50	10,370.50		10,370.50	10,370.50	-
Clean Communities	08-375	65,369.17	76,944.48		76,944.48	76,944.48	-
Heritage Day County Grant	08-369		5,500.00		5,500.00	5,500.00	-
Heritage Day County Grant - Match	08-369				2,750.00	2,750.00	
Green Acres	08-369						-
Public Works							-
Recycling Tonnage	08-290		74,825.29		74,825.29	74,825.29	-
							-
							-
Cablevision - PED Access Programming	08-369		4,600.00		4,600.00	4,600.00	-
							-
Municipal Court							-
Alcohol Education and Enforcement Fund	08-490						-
							-
New Jersey Department of Transportation							-
NJDOT - Improvements to Schmidt Lane	08-195	230,000.00					-
							-
Matching Funds for Grants	41-895	30,000.00	40,000.00		37,250.00		37,250.00
Total Public and Private Programs Offset by Revenues	40-999	380,760.36	477,169.65	-	477,169.65	439,919.65	37,250.00
Total Operations - Excluded from "CAPS"	34-305	2,835,193.53	2,566,215.26	-	2,571,215.26	2,510,640.13	60,575.13
Detail:							
Salaries & Wages	34-305-1	429,005.00	405,490.00		410,490.00	401,725.34	8,764.66
Other Expenses	34-305-2	2,406,188.53	2,160,725.26	-	2,160,725.26	2,108,914.79	51,810.47

CURRENT FUND - APPROPRIATIONS

SFY

8 GENERAL APPROPRIATIONS (C) Capital Improvements - excluded from "CAPS"	FCOA	Appropriated				Expended SFY 2017	
		SFY 2018	SFY 2017	SFY 2017 Emergency Appropriation	Total SFY 2017 As Modified By All Transfers	Paid or Charged	Reserved
					-		-
					-		-
					-		-
					-		-
Public and Private Programs Offset by Revenues:	XXXXXXXX	XXXXXXXXXXXXXXXXXX	XXXXXXXXXXXXXXXXXX	XXXXXXXXXXXXXXXXXX	XXXXXXXXXXXXXXXXXX	XXXXXXXXXXXXXXXXXX	XXXXXXXXXXXX
New Jersey Transportation Trust Fund Authority Act	41-865				-		-
					-		-
					-		-
					-		-
					-		-
					-		-
					-		-
					-		-
					-		-
					-		-
					-		-
					-		-
					-		-
					-		-
					-		-
					-		-
Total Capital Improvements Excluded from "CAPS"	44-999	250,000.00	317,500.00	-	317,500.00	317,500.00	-

CURRENT FUND - APPROPRIATIONS

SFY

8 GENERAL APPROPRIATIONS (E) Deferred Charges - Municipal - excluded from "CAPS"	FCOA	Appropriated				Expended SFY 2017	
		SFY 2018	SFY 2017	SFY 2017 Emergency Appropriation	Total SFY 2017 As Modified By All Transfers	Paid or Charged	Reserved
(1) DEFERRED CHARGES:	XXXXXXXX	XXXXXXXXXXXXXXXXXX	XXXXXXXXXXXXXXXXXX	XXXXXXXXXXXXXXXXXX	XXXXXXXXXXXXXXXXXX	XXXXXXXXXXXXXXXXXX	XXXXXXXXXXXX
Emergency Authorizations	46-870			XXXXXXXXXXXXXXXXXX	-	-	XXXXXXXXXXXX
Special Emergency Authorizations- 5 Years (N.J.S.A.40A:4-55)	46-875			XXXXXXXXXXXXXXXXXX	-	-	XXXXXXXXXXXX
Special Emergency Authorizations- 3 Years (N.J.S.A.40A:4-55.1 & 40A:4-55.13)	46-871			XXXXXXXXXXXXXXXXXX	-		XXXXXXXXXXXX
				XXXXXXXXXXXXXXXXXX	-		XXXXXXXXXXXX
Unfunded Capital Ordinances	46-890			XXXXXXXXXXXXXXXXXX	-		XXXXXXXXXXXX
				XXXXXXXXXXXXXXXXXX	-		XXXXXXXXXXXX
				XXXXXXXXXXXXXXXXXX	-		XXXXXXXXXXXX
				XXXXXXXXXXXXXXXXXX	-		XXXXXXXXXXXX
				XXXXXXXXXXXXXXXXXX	-	-	XXXXXXXXXXXX
				XXXXXXXXXXXXXXXXXX	-	-	XXXXXXXXXXXX
				XXXXXXXXXXXXXXXXXX	-	-	XXXXXXXXXXXX
				XXXXXXXXXXXXXXXXXX	-	-	XXXXXXXXXXXX
Total Deferred Charges - Municipal - Excluded from "CAPS"	46-999	-	-	XXXXXXXXXXXXXXXXXX	-	-	XXXXXXXXXXXX
(F) Judgments	37-480			XXXXXXXXXXXXXXXXXX	-		XXXXXXXXXXXX
(N) Transferred to Board of Education for Use of Local Schools (N.J.S.A.40:48-17.1 & 17.3)	29-405			XXXXXXXXXXXXXXXXXX	-		XXXXXXXXXXXX
				XXXXXXXXXXXXXXXXXX	-		XXXXXXXXXXXX
(G) With Prior Consent of Local Finance Board: Cash Deficit of Preceding Year	46-885			XXXXXXXXXXXXXXXXXX	-		XXXXXXXXXXXX
				XXXXXXXXXXXXXXXXXX	-		XXXXXXXXXXXX
(H-2) Total General Appropriations for Municipal Purposes Excluded from "CAPS"	34-309	8,971,093.53	8,602,433.26	XXXXXXXXXXXXXXXXXX	8,607,433.26	8,533,926.88	60,575.13

CURRENT FUND - APPROPRIATIONS

SFY

8 GENERAL APPROPRIATIONS	FCOA	Appropriated				Expended SFY 2017	
		SFY 2018	SFY 2017	SFY 2017 Emergency Appropriation	Total SFY 2017 As Modified By All Transfers	Paid or Charged	Reserved
For Local District School Purposes- Excluded from "CAPS"	XXXXXXXX	XXXXXXXXXXXXXXXXXX	XXXXXXXXXXXXXXXXXX	XXXXXXXXXXXXXXXXXX	XXXXXXXXXXXXXXXXXX	XXXXXXXXXXXXXXXXXX	XXXXXXXXXX
(I) Type 1 District School Debt Service	XXXXXXXX	XXXXXXXXXXXXXXXXXX	XXXXXXXXXXXXXXXXXX	XXXXXXXXXXXXXXXXXX	XXXXXXXXXXXXXXXXXX	XXXXXXXXXXXXXXXXXX	XXXXXXXXXX
Payment of Bond Principal	48-920						XXXXXXXXXX
Payment of Bond Anticipation Notes	48-925						XXXXXXXXXX
Interest on Bonds	48-930						XXXXXXXXXX
Interest on Notes	48-935						XXXXXXXXXX
							XXXXXXXXXX
Total of Type 1 District School Debt Service - Excluded from "CAPS"	48-999						XXXXXXXXXX
(J) Deferred Charges and Statutory Expenditures - Local School - Excluded from "CAPS"	XXXXXXXX	XXXXXXXXXXXXXXXXXX	XXXXXXXXXXXXXXXXXX	XXXXXXXXXXXXXXXXXX	XXXXXXXXXXXXXXXXXX	XXXXXXXXXXXXXXXXXX	XXXXXXXXXX
Emergency Authorizations - Schools	29-406			XXXXXXXXXXXXXXXXXX			XXXXXXXXXX
Capital Project for Land, Building or Equipment N.J.S. 18A:22-20	29-407						
Total of Deferred Charges and Statutory Expend Local School-Excluded from "CAPS"	29-409						
(K) Total Muni Appropriations, Local District School Purposes {Items (I) & (J)}-Excluded from "CAPS"	29-410						
(O) Total General Appropriations, Excluded from "CAPS"	49-399	8,971,093.53	8,602,433.26	-	8,607,433.26	8,533,926.88	60,575.13
(L) Subtotal General Appropriations {Items (H-I) and (O)}	34-400	47,022,031.00	45,496,039.26	-	45,496,039.26	44,221,831.42	1,261,276.59
(M) Reserve for Uncollected Taxes	50-899	677,969.00	662,310.00	XXXXXXXXXXXXXXXXXX	662,310.00	662,310.00	XXXXXXXXXX
9. Total General Appropriations	30000-00	47,700,000.00	46,158,349.26		46,158,349.26	44,884,141.42	1,261,276.59

CURRENT FUND - APPROPRIATIONS

SFY

8 GENERAL APPROPRIATIONS Summary of Appropriations	FCOA	Appropriated				Expended SFY 2017	
		SFY 2018	SFY 2017	SFY 2017 Emergency Appropriation	Total SFY 2017 As Modified By All Transfers	Paid or Charged	Reserved
(H-1) Total General Appropriations for							
1. (a+b) Within "CAPS" - Including Contingent	34-201	33,144,733.47	32,297,528.00	-	32,280,528.00	31,089,130.90	1,191,397.10
2. Statutory Expenditures	34-209	4,906,204.00	4,596,078.00		4,608,078.00	4,598,773.64	9,304.36
(A) Operations - Excluded from "CAPS"	XXXXXXXX	XXXXXXXXXXXXXXXXXX	XXXXXXXXXXXXXXXXXX	XXXXXXXXXXXXXXXXXX	XXXXXXXXXXXXXXXXXX	XXXXXXXXXXXXXXXXXX	XXXXXXXXXXXX
Other Operations	34-300	2,014,433.17	2,089,045.61	-	2,094,045.61	2,070,720.48	23,325.13
Uniform Construction Code	22-999	-	-	-		-	-
Interlocal Municipal Service Agreements	42-999	440,000.00	-	-	-	-	-
Additional Appropriations Offset by Revenues	34-303	-	-	-		-	-
Public & Private Programs Offset by Revenues	40-999	380,760.36	477,169.65	-	477,169.65	439,919.65	37,250.00
Total Operations - Excluded from "CAPS"	34-305	2,835,193.53	2,566,215.26	-	2,571,215.26	2,510,640.13	60,575.13
(C) Capital Improvements	44-999	250,000.00	317,500.00	-	317,500.00	317,500.00	-
(D) Municipal Debt Service	45-999	5,885,900.00	5,718,718.00	-	5,718,718.00	5,705,786.75	XXXXXXXXXX
(E) Total Deferred Charges (sheet 18 + 28)	46-999	-	-		-	-	XXXXXXXXXX
(F) Judgements	37-480	-	-			-	
(G) Cash Deficit	46-885		-		-	-	
(K) Local School District Purposes	24-410						
(N) Transferred to Board of Education	29-405						
(M) Reserve for Uncollected Taxes	50-899	677,969.00	662,310.00		662,310.00	662,310.00	XXXXXXXXXX
Total General Appropriations	34-499	47,700,000.00	46,158,349.26	-	46,158,349.26	44,884,141.42	1,261,276.59

DEDICATED WATER UTILITY BUDGET

10. DEDICATED REVENUES FROM WATER UTILITY	FCOA	Anticipated		Realized In Cash in SFY 2017
		SFY 2018	SFY 2017	
Operating Surplus Anticipated	08-501	400,000.00	400,000.00	400,000.00
Operating Surplus Anticipated with Prior Consent Consent of Director of Local Government Services				
Total Operating Surplus Anticipated	08-500	400,000.00	400,000.00	400,000.00
Water Rents	08-503	6,159,850.00	6,075,050.00	6,155,501.08
Miscellaneous	08-505	42,000.00	75,000.00	68,326.45
Connection Fees	08-505	100,000.00	100,000.00	321,350.00
Developer contribution - Debt Service	08-505	145,000.00	145,000.00	145,090.00
Meter/Facility Charge	08-505	490,000.00	500,000.00	492,655.42
Interest on Delinquent Accounts	08-505	50,000.00	38,000.00	71,110.29
Special Items of Revenue Anticipated with Prior Written Consent of Director of Local Government Services	XXXXXX	XXXXXXXXXX	XXXXXXXXXX	XXXXXXXXXXXXXXXXXX
Dedicated Water Utility Assessment Trust - Bond Interest	08-505	88,150.00	91,950.00	93,375.00
Water Utility Capital Surplus	08-505	75,000.00	75,000.00	75,000.00
Water Utility Capital - Reserve for Water System Improvements	08-505			
Deficit (General Budget)	08-549			
Total Water Utility Revenues	08-599	7,550,000.00	7,500,000.00	7,822,408.24

* Note: Use pages 31, 32 and 33 for
Water Utilities only.

All other utilities use sheets 34, 35 and 36

DEDICATED WATER UTILITY BUDGET - (continued)

11. APPROPRIATIONS FOR WATER UTILITY	FCOA	Appropriated				Expended SFY 2017	
		SFY 2018	SFY 2017	for SFY 2017 Emergency Appropriation	Total SFY 2017 As Modified By All Transfers	Paid or Charged	Reserved
Operating:	XXXXXX	XXXXXXXXXX	XXXXXXXXXX	XXXXXXXXXX	XXXXXXXXXX	XXXXXXXXXX	XXXXXXXXXX
Salaries & Wages	55-501	74,300.00	81,400.00		81,400.00	77,883.87	3,516.13
Other Expenses	55-502	4,123,640.00	4,004,930.00		4,004,930.00	3,722,388.78	282,541.22
Capital Improvements:							-
Down Payments on Improvements							-
Capital Improvement Fund							-
Capital Outlay							-
Debt Service:	XXXXXX	XXXXXXXXXX	XXXXXXXXXX	XXXXXXXXXX	XXXXXXXXXX	XXXXXXXXXX	XXXXXXXXXX
Payment of Bond Principal	55-520	1,413,530.00	1,347,000.00		1,347,000.00	1,347,000.00	XXXXXXXXXX
Payment of Notes Principal	55-521	10,000.00					XXXXXXXXXX
NJEIT - Bond Interest	55-522	287,270.00	309,075.00		309,075.00	304,505.00	XXXXXXXXXX
NJEIT - Bond Principal	55-520	917,260.00	965,545.00		965,545.00	965,544.17	XXXXXXXXXX
NJEIT - Trustee and Administration Fee	55-527	31,100.00	29,100.00		29,100.00	29,100.00	XXXXXXXXXX
Interest on Bonds	55-522	426,100.00	487,000.00		487,000.00	486,887.93	XXXXXXXXXX
Interest on Notes	55-523	78,650.00	59,000.00		59,000.00	58,990.73	XXXXXXXXXX
							XXXXXXXXXX
Water Assessment Trust Fund - Bond Interest	55-522	88,150.00	91,950.00		91,950.00	91,950.00	XXXXXXXXXX
							XXXXXXXXXX
							XXXXXXXXXX
							XXXXXXXXXX

DEDICATED WATER UTILITY BUDGET - (continued)

11. APPROPRIATIONS FOR WATER UTILITY	FCOA	Appropriated				Expended SFY 2017	
		SFY 2018	SFY 2017	for SFY 2017 Emergency Appropriation	Total SFY 2017 As Modified By All Transfers	Paid or Charged	Reserved
Deferred Charges and Statutory Expenditures:	XXXXXX	XXXXXXXXXX	XXXXXXXXXX	XXXXXXXXXX	XXXXXXXXXX	XXXXXXXXXX	XXXXXXXXXX
DEFERRED CHARGES:	XXXXXX	XXXXXXXXXX	XXXXXXXXXX	XXXXXXXXXX	XXXXXXXXXX	XXXXXXXXXX	XXXXXXXXXX
Emergency Authorizations	55-530			XXXXXXXXXX	-		XXXXXXXXXX
				XXXXXXXXXX	-		XXXXXXXXXX
				XXXXXXXXXX	-	-	XXXXXXXXXX
				XXXXXXXXXX	-		XXXXXXXXXX
				XXXXXXXXXX	-		XXXXXXXXXX
				XXXXXXXXXX	-		XXXXXXXXXX
STATUTORY EXPENDITURES:	XXXXXX	XXXXXXXXXX	XXXXXXXXXX	XXXXXXXXXX	XXXXXXXXXX	XXXXXXXXXX	XXXXXXXXXX
Contribution to Public Employees' Retirement System	55-540				-		-
Social Security System (O.A.S.I)	55-541				-		-
Unemployment Compensation Insurance (NJSA 43:21-3 et seq)	55-542				-		
					-		
Judgements	55-531				-		
Deficit in Operations in Prior Years	55-532			XXXXXXXXXX	-		XXXXXXXXXX
Surplus (General Budget)	55-545	100,000.00	125,000.00	XXXXXXXXXX	125,000.00	125,000.00	XXXXXXXXXX
TOTAL WATER UTILITY APPROPRIATIONS	55-599	7,550,000.00	7,500,000.00	-	7,500,000.00	7,209,250.48	286,057.35

DEDICATED SEWER UTILITY BUDGET

10. DEDICATED REVENUES FROM SEWER UTILITY	FCOA	Anticipated		Realized In Cash in SFY 2017
		SFY 2018	SFY 2017	
Operating Surplus Anticipated	08-501	1,000,000.00	1,050,000.00	1,050,000.00
Operating Surplus Anticipated with Prior Consent Consent of Director of Local Government Services				
Total Operating Surplus Anticipated	08-500	1,000,000.00	1,050,000.00	1,050,000.00
Sewer Rents	08-501	6,600,000.00	6,590,000.00	6,485,376.63
Connection Fees	08-502	10,000.00	10,000.00	10,050.00
Special Items of Revenue Anticipated with Prior Written Consent of Director of Local Government Services	XXXXXX	XXXXXXXXXX	XXXXXXXXXXXXXXXXXX	XXXXXXXXXXXXXXXXXX
Sewer Utility Capital Surplus	08-507	190,000.00		-
Deficit (General Budget)	08-549			
Total Sewer Utility Revenues	08-599	7,800,000.00	7,650,000.00	7,545,426.63

* Note: Use pages 31, 32 and 33 for
Water Utilities only.

All other utilities use sheets 34, 35 and 36

DEDICATED SEWER UTILITY BUDGET - (continued)

11. APPROPRIATIONS FOR SEWER UTILITY	FCOA	Appropriated				Expended SFY 2017	
		SFY 2018	SFY 2017	for SFY 2017 Emergency Appropriation	Total SFY 2017 As Modified By All Transfers	Paid or Charged	Reserved
Operating:	XXXXXX	XXXXXXXXXX	XXXXXXXXXX	XXXXXXXXXX	XXXXXXXXXX	XXXXXXXXXX	XXXXXXXXXX
Salaries & Wages	55-501	532,722.00	459,265.00		459,265.00	430,386.91	28,878.09
Other Expenses	55-502	4,715,898.00	4,589,670.00		4,589,670.00	3,707,802.17	881,867.83
Capital Improvements:							-
Capital Improvement Fund	55-511			-			-
Debt Service:	XXXXXX	XXXXXXXXXX	XXXXXXXXXX	XXXXXXXXXX	XXXXXXXXXX	XXXXXXXXXX	XXXXXXXXXX
Payment of Bond Principal	55-520	1,254,500.00	1,215,000.00		1,215,000.00	1,215,000.00	XXXXXXXXXX
Interest on Bonds	55-522	345,125.00	385,575.00		385,575.00	385,569.96	XXXXXXXXXX
Interest on Notes	55-523	58,595.00	40,000.00		40,000.00	39,604.16	XXXXXXXXXX
Payment of Note Principal	55-523	10,000.00	-		-	-	XXXXXXXXXX
							XXXXXXXXXX
Loan Payment - NJ Environmental Infrastructure Trust							XXXXXXXXXX
Principal	55-525	58,400.00	59,260.00		59,260.00	59,259.00	XXXXXXXXXX
Interest	55-526	13,050.00	14,520.00		14,520.00	10,501.27	XXXXXXXXXX
Trustee & Administration Fee	55-527	1,710.00	1,710.00		1,710.00	1,710.00	XXXXXXXXXX
							XXXXXXXXXX
							XXXXXXXXXX

DEDICATED SEWER UTILITY BUDGET - (continued)

11. APPROPRIATIONS FOR SEWER UTILITY	FCOA	Appropriated				Expended SFY 2017	
		SFY 2018	SFY 2017	for SFY 2017 Emergency Appropriation	Total SFY 2017 As Modified By All Transfers	Paid or Charged	Reserved
Deferred Charges and Statutory Expenditures:	XXXXXX	XXXXXXXXXX	XXXXXXXXXX	XXXXXXXXXX	XXXXXXXXXX	XXXXXXXXXX	XXXXXXXXXX
DEFERRED CHARGES:	XXXXXX	XXXXXXXXXX	XXXXXXXXXX	XXXXXXXXXX	XXXXXXXXXX	XXXXXXXXXX	XXXXXXXXXX
Emergency Authorizations	55-530			XXXXXXXXXX	-		XXXXXXXXXX
				XXXXXXXXXX	-		XXXXXXXXXX
				XXXXXXXXXX	-		XXXXXXXXXX
				XXXXXXXXXX	-		XXXXXXXXXX
				XXXXXXXXXX	-		XXXXXXXXXX
				XXXXXXXXXX	-		XXXXXXXXXX
STATUTORY EXPENDITURES:	XXXXXX	XXXXXXXXXX	XXXXXXXXXX	XXXXXXXXXX	XXXXXXXXXX	XXXXXXXXXX	XXXXXXXXXX
Contribution to Public Employees' Retirement System	55-540	14,000.00	14,000.00		14,000.00	14,000.00	-
Social Security System (O.A.S.I)	55-541	21,000.00	21,000.00		21,000.00	21,000.00	-
	55-542						
Judgements	55-531						
Deficit in Operations in Prior Years	55-532			XXXXXXXXXX	-		XXXXXXXXXX
Surplus (General Budget)	55-545	775,000.00	850,000.00	XXXXXXXXXX	850,000.00	850,000.00	XXXXXXXXXX
TOTAL SEWER UTILITY APPROPRIATIONS	55-599	7,800,000.00	7,650,000.00	-	7,650,000.00	6,734,833.47	910,745.92

DEDICATED ASSESSMENT BUDGET

14. DEDICATED REVENUES FROM	Anticipated		Realized in Cash SFY 2017
	SFY 2018	SFY 2017	
Assessment Cash			
Deficit (General Budget)			
Total Trust Assessment Revenues			
15. APPROPRIATIONS FOR ASSESSMENT DEBT	Appropriated		Expended SFY 2017 Paid or Charged
	SFY 2018	SFY 2017	
Payment of Bond Principal			
Payment of Bond Anticipation Notes			-
Total Trust Assessment Appropriations		-	-

DEDICATED WATER UTILITY ASSESSMENT BUDGET

14. DEDICATED REVENUES FROM	FCOA	Anticipated		Realized in Cash SFY 2017
		SFY 2018	SFY 2017	
Assessment Cash	51-101	95,000.00	95,000.00	95,000.00
Deficit (General Budget)	51-885			
Total Water Utility Assessment Revenues	51-899			
15. APPROPRIATIONS FOR ASSESSMENT DEBT		Appropriated		Expended SFY 2017 Paid or Charged
		SFY 2018	SFY 2017	
Payment of Bond Principal	51-902	95,000.00	95,000.00	95,000.00
	51-925			
Total Water Utility Assessment Appropriations	51-999			

DEDICATED SEWER UTILITY ASSESSMENT BUDGET

FCOA	Anticipated		Realized in Cash SFY 2017
	SFY 2018	SFY 2017	
14. DEDICATED REVENUES FROM			
Assessment Cash 52-101			
Deficit (General Budget) 52-885			
Total Sewer Utility Assessment Revenues 52-889			
	Appropriated		Expended SFY 2017
15. APPROPRIATIONS FOR ASSESSMENT DEBT	SFY 2018	SFY 2017	Paid or Charged
Payment of Bond Principal 59-920			
Payment of Bond Anticipation Notes			
Total Sewer Utility Assessment Appropriations 59-999			

Dedicated by Rider - (N.J.S. 40A:4-39) "The dedicated revenues anticipated during the fiscal year 2017:

Recycling Program
 Housing and Community Development
 Open Space, Recreation, Farmland and Historic Preservation Trust
 Recreation Trust Fund
 Developer's Escrow Fund
 Uniform Fire Safety Act Penalty Monies
 Accumulated Absences
 Snow Removal Trust Fund
 Parking Offenses Adjudication Act

911 Memorial Fund Donations
 Celebration of Public Events Donations
 Disposal of Forfeited Property
 Affordable Housing Trust
 UCC Code Enforcement Fee 3rd Party
 Municipal Public Defender
 Unemployment Compensation Insurance
 Outside Employment of Off-Duty Municipal Police Officer
 Animal Control Fund
 Veterans Memorial Paver Project

APPENDIX TO BUDGET STATEMENT

CURRENT FUND BALANCE SHEET - JUNE 30, 2017

ASSETS		
Cash & Investments	1110100	10,590,592
Due from State of NJ (ch. 20, PL 1981)	1111000	148,724
Federal & State Grants Receivable	1110200	909,533
Receivables with Offsetting Reserves	XXXXXXXXXXXXXXXXXXXX	
Taxes Receivable	1110300	113,066
Tax Title Liens Receivable	1110400	37,569
Property Acquired by Tax Lien Liquidation	1110500	534,281
Other Receivables	1110600	250,000
Deferred Charges		
Required in SFY 2018 Budget	1110700	
Required in Budgets Subsequent to SFY 18	1110800	
Total Assets	1110900	12,583,765
LIABILITIES, RESERVES, & SURPLUS		
* Cash Liabilities	2110100	3,736,592
Reserve for Receivables	2110200	934,916
Surplus	2110300	7,912,257
Total Liabilities, Reserves, & Surplus		12,583,765

School Tax Levy Unpaid	2220100	40,923,663.00
Less: School Tax Deferred	2220200	40,567,758.00
* Balance Included in Above "Cash Liabilities	2220300	355,905.00

(Important: this appendix must be included in advertisement of budget.)

COMPARATIVE STATEMENT OF CURRENT FUND OPERATIONS AND CHANGE IN CURRENT SURPLUS

		SFY 2017	SFY 2016
Surplus Balance, July 1st	2310100	6,074,124	5,539,848
Current Revenue: Cash Basis	XXXXXXXXXXXXXX	XXXXXXXXXXXXXXXXXXXX	
Current Taxes			
* (percent collected: SFY 17-99.94% / SFY 16-99.91%)	2310200	133,726,337	129,854,750
Delinquent Taxes	2310300	59,819	23,640
Other Revenues/Additions	2310400	13,980,900	14,338,109
Total Funds	2310500	153,841,180	149,756,347
Expenditures & Tax Requirements	XXXXXXXXXXXXXX	XXXXXXXXXXXXXXXXXXXX	
Municipal Appropriations	2310600	45,183,108	45,268,481
School Taxes	2310700	81,958,209	79,755,256
County Taxes (including added)	2310800	17,790,296	17,789,166
Municipal Open Space Tax		739,311	737,850
Other Expenditures and Deductions from Income	2311000	257,999	131,470
Total Expenditures & Tax Requirements	2311100	145,928,923	143,682,223
Expenditures Raised by Future Taxes	2311200	7,912,257	6,074,124
Total Adjusted Expenditures	2311300		
Surplus Balance - June 30	2311400	7,912,257	6,074,124

* Nearest even percentage may be used

Proposed Use of Current Fund Surplus in SFY 2016 Budget

Surplus Balance June 30, 2017	2311500	7,912,257.00
Current Surplus Anticipated in SFY 17 Budget	2311600	3,350,000.00
Surplus Balance Remaining	2311700	4,562,257.00

**SFY 2018
CAPITAL BUDGET AND CAPITAL IMPROVEMENT PROGRAM**

This section is included with the Annual Budget pursuant to N.J.A.C. 5:30-4. It does not in itself confer any authorization to raise or expend funds. Rather it is a document used as part of the local unit's planning and management program. Specific authorization to expend funds for purposes described in this section must be granted elsewhere, by a separate bond ordinance, by inclusion of a line item in the Capital Improvement Section of this budget, by an ordinance taking the money from the Capital Improvement Fund, or other lawful means.

CAPITAL BUDGET

-A plan for all capital expenditures for the current fiscal year.

If no Capital Budget is included, check the reason why:

- Total capital expenditures this year do not exceed \$25,000, including appropriations for Capital Improvement Fund, Capital Line Items and Down Payments on Improvements.
- No bond ordinances are planned on improvements.

CAPITAL IMPROVEMENT PROGRAM

-A multi-year list of planned capital projects, including the current year.

Check appropriate box for number of years covered, including current year:

- 3 years. (Population under 10,000)
- 6 years. (Over 10,000 and all county governments)
- _____ years. (Exceeding minimum time period)
- Check if municipality is under 10,000 has not expended more than \$25,000 annually for capital purposes in immediately previous three years, and is not adopting CIP.

NARRATIVE FOR CAPITAL IMPROVEMENT PROGRAM

The Fiscal Year 2018 Budget contains the outline plan for a major investment in the Township's infrastructure by committing significant annual funding for roadway improvements and improvements to our parks and playgrounds.

On a more routine note, our plan demonstrates an annual commitment toward replacing worn or obsolete equipment, including computer technology, upgrades to Public Safety communications systems, building renovations, and trucks/heavy equipment.

This Capital Program represents the Township's plan to spread these costs over a 6-year period, to minimize the cost impact on any one particular year.

**CAPITAL BUDGET (CURRENT YEAR ACTION)
SFY 2018**

Local Unit

Township of North Brunswick

1 PROJECT TITLE	2 PROJECT NUMBER	3 ESTIMATED TOTAL COST	4 AMOUNTS RESERVED IN PRIOR YEARS	PLANNED FUNDING SERVICES FOR CURRENT YEAR - SFY 2018					6 TO BE FUNDED IN FUTURE YEARS
				5a 2017 Budget Appropriations	5b Capital Improvement Fund	5c Capital Surplus	5d Grants in Aid and Other Funds	5e Debt Authorized	
Various Road Improvements	1	18,020,000.00			180,000.00			3,420,000.00	14,420,000.00
Acquisition of Misc Trucks and Heavy Equipment	2	1,721,500.00			32,075.00			609,425.00	1,080,000.00
Improvements to Municipal Complex/DPW/Senior Cntr	3	1,065,000.00			17,500.00			332,500.00	715,000.00
Improvements/Renovation/Equipment to Various Parks	4	2,650,000.00			12,500.00			237,500.00	2,400,000.00
Improvements/Upgrade Municipal Information Network	5	735,000.00			3,000.00			57,000.00	675,000.00
Miscellaneous Furniture and Fixtures	6	50,000.00			-			-	50,000.00
Police Equipment	7	438,500.00			925.00			17,575.00	420,000.00
Fire Department	8	400,000.00			-			-	400,000.00
Heavy Equipment	9	330,000.00			4,000.00			76,000.00	250,000.00
Library Construction	10	8,500,000.00			-		-		8,500,000.00
Senior Center Improvements	11	2,000,000.00			-			-	2,000,000.00
Water System Improvements	12	3,000,000.00						1,000,000.00	3,000,000.00
Sewer System Improvements	13	2,000,000.00						-	2,000,000.00
TOTAL - ALL PROJECTS	-	40,910,000.00	-	-	250,000.00	-	-	5,750,000.00	35,910,000.00

C-3

6 YEAR CAPITAL PROGRAM - 2018- 2023
Anticipated Project Schedule and Funding Requirements

Local Unit Township of North Brunswick

1 PROJECT TITLE	2 PROJECT NUMBER	3 ESTIMATED TOTAL COST	4 ESTIMATED COMPLETION TIME	FUNDING AMOUNTS PER BUDGET YEAR					
				5a SFY 2018	5b SFY 2019	5c SFY 2020	5d SFY 2021	5e SFY 2022	5f SFY 2023
Various Road Improvements	1	18,020,000.00	FY 2018	3,600,000.00	2,680,000.00	2,940,000.00	2,800,000.00	3,000,000.00	3,000,000.00
Acquisition of Misc Trucks and Heavy Equipment	2	1,721,500.00	FY 2018	641,500.00	60,000.00	360,000.00	100,000.00	360,000.00	200,000.00
Improvements to Municipal Complex/DPW/Senior Center	3	1,065,000.00	FY 2018	350,000.00	75,000.00	190,000.00	150,000.00	150,000.00	150,000.00
Improvements/Renovation/Equipment to Various Parks	4	2,650,000.00	FY 2018	250,000.00	2,000,000.00	100,000.00	100,000.00	100,000.00	100,000.00
Improvements/Upgrade Municipal Information Network	5	735,000.00	FY 2018	60,000.00	75,000.00	300,000.00	100,000.00	100,000.00	100,000.00
Miscellaneous Furniture and Fixtures	6	50,000.00	FY 2018		10,000.00	10,000.00	10,000.00	10,000.00	10,000.00
Police Equipment	7	438,500.00	FY 2018	18,500.00	250,000.00	50,000.00	40,000.00	40,000.00	40,000.00
Fire Department	8	400,000.00	FY 2018		300,000.00		50,000.00		50,000.00
Heavy Equipment	9	330,000.00	FY 2018	80,000.00	50,000.00	50,000.00	50,000.00	50,000.00	50,000.00
Library Construction	10	8,500,000.00	FY 2022			1,000,000.00	7,500,000.00		
Senior Center Improvements	11	2,000,000.00	FY 2022				100,000.00	1,900,000.00	
Water System Improvements	12	3,000,000.00	FY 2022	1,000,000.00		1,000,000.00		1,000,000.00	
Sewer System Improvements	13	2,000,000.00	FY 2022			1,000,000.00		1,000,000.00	
TOTAL - ALL PROJECTS	-	40,910,000.00		6,000,000.00	5,500,000.00	7,000,000.00	11,000,000.00	7,710,000.00	3,700,000.00

6 YEAR CAPITAL PROGRAM - 2018-2023
SUMMARY OF ANTICIPATED FUNDING SOURCES AND AMOUNTS

Local Unit - Township of North Brunswick

1 Project Title	2 Estimated Total Cost	Budget Appropriation		4 Capital Improvement Fund	5 Capital Surplus	6 Grants-in- Aid and Other Funds	BONDS AND NOTES			
		3a Current Year	3b Future Years				7a General	7b Self Liquidating	7c Assessment	7d School
Various Road Improvements	18,020,000.00			901,000.00			17,119,000.00			
Acquisition of Misc Trucks and Heavy Equipment	1,721,500.00			86,075.00			1,635,425.00			
Improvements to Municipal Complex/DPW/Senior Center	1,065,000.00			53,250.00			1,011,750.00			
Improvements/Renovation/Equipment to Various Parks	2,650,000.00			132,500.00			2,517,500.00			
Improvements/Upgrade Municipal Information Network	735,000.00			36,750.00			698,250.00			
Miscellaneous Furniture and Fixtures	50,000.00			2,500.00			47,500.00			
Police Equipment	438,500.00			21,925.00			416,575.00			
Fire Department	400,000.00			20,000.00			380,000.00			
Heavy Equipment	330,000.00			16,500.00			313,500.00			
Library Construction	8,500,000.00			425,000.00			8,075,000.00			
Senior Center Improvements	2,000,000.00			100,000.00			1,900,000.00			
	-			-			-			
Water System Improvements	3,000,000.00							3,000,000.00		
Sewer System Improvements	2,000,000.00							2,000,000.00		
TOTAL - ALL PROJECTS	40,910,000.00	-	-	1,795,500.00	-	-	34,114,500.00	5,000,000.00	-	-

SECTION 2 - UPON ADOPTION FOR STATE FISCAL YEAR 2018
(Only to be Included in the Budget as Finally Adopted)

RESOLUTION

Be It Resolved by the Township Council of the Township of North Brunswick, County of Middlesex that the Budget heretofore set forth is hereby adopted and shall constitute an appropriation for the purposes stated of the sums therein set forth as appropriations, and authorization of the amount of:

(a) \$ 30,600,000.00
 (b) \$ _____
 (c) \$ _____
 (d) \$ 738,789.53
 (e) \$ 1,486,428.17

(Item 2 below) for municipal purposes, and
 (Item 3 below) for school purposes in Type I School Districts only (N.J.S. 18A:9-2) to be raised by taxation and,
 (Item 4 below) to be added to the certificate of amount to be raised by taxation for local school purposes in Type II School Districts only (NJSA 18A:9-3) and certification to the County Board of Taxation of the following summary of general revenues and appropriations.
 Open Space, Recreation, Farmland and Historic Preservation Trust Fund Levy
 Library Levy

RECORDED VOTE
 (Insert last name)

	{ COUNCILMEMBER GUADAGNINO		
	{ COUNCILMEMBER PALADINO	{	Abstained {
	{ COUNCILMEMBER ANDREWS	{	{
Ayes	{ COUNCILMEMBER CORBIN	Nays	{
	{ COUNCILMEMBER DAVIS	{	{
	{ COUNCIL PRESIDENT SOCIO	{	Absent {
		{	{

SUMMARY OF REVENUES

1. General Revenues		
Surplus Anticipated	08-100	3,350,000.00
Miscellaneous Revenue Anticipated	13-099	12,263,571.83
Receipts from Delinquent Taxes	15-499	
2. AMOUNT TO BE RAISED BY TAXATION FOR MUNICIPAL PURPOSES (Item 6(a), Sheet 11)	07-190	30,600,000.00
3. AMOUNT TO BE RAISED BY TAXATION FOR SCHOOLS IN TYPE I SCHOOL DISTRICTS ONLY:		
Item 6, Sheet 41	07-195	\$ -
Item 6(b), Sheet 11 (N.J.S.A. 40A:4-14)	07-191	\$ -
Total Amount to be Raised by Taxation for Schools in Type I School Districts Only		
4. To Be Added TO THE CERTIFICATE FOR AMOUNT TO BE RAISED BY TAXATION FOR SCHOOLS IN TYPE II SCHOOL DISTRICTS ONLY:		
Item 6(b), Sheet 11 (N.J.S.A. 40A:4-14)	07-191	-
5. AMOUNT TO BE RAISED BY TAXATION FOR MINIMUM LIBRARY LEVY	07-192	1,486,428.17
Total Revenues	13-299	47,700,000.00

SUMMARY OF APPROPRIATIONS

5. GENERAL APPROPRIATIONS:	XXXXXXXXXXXXXX	XXXXXXXXXXXXXX
Within "CAPS"	XXXXXXXXXXXXXX	XXXXXXXXXXXXXX
(a&b) Operations Including Contingent	34-201	33,144,733.47
(e) Deferred Charges and Statutory Charges - Municipal	34-209	4,906,204.00
(g) Cash Deficit	46-885	
Excluded from "CAPS"	XXXXXXXXXXXXXX	XXXXXXXXXXXXXX
(a) Operations - Total Operations Excluded from "CAPS"	34-305	2,835,193.53
(c) Capital Improvements	44-999	250,000.00
(d) Municipal Debt Service	45-999	5,885,900.00
(e) Deferred Charges - Municipal	46-999	-
(f) Judgments	37-480	-
(n) Transferred to Board of Education for Use of Local Schools (N.J.S. 40:48-17.1 & 17.3)	29-405	-
(g) Cash Deficit	46-885	-
(k) For Local District School Purposes	29-410	-
(m) Reserve for Uncollected Taxes (Include Other Reserves if Any)	50-899	677,969.00
6. SCHOOL APPROPRIATIONS - TYPE I SCHOOLS DISTRICTS ONLY (N.J.S.A. 40A:4-13)	07-195	-
Total Appropriations	34-499	47,700,000.00

It is hereby certified that the within budget is a true copy of the budget finally adopted by resolution of the Governing Body on this 5th day of September, 2017.

It is further certified that each item of revenue and appropriation is set forth in the same amount and by the same title as appeared in the SFY 2018 approved budget and all amendments thereto, if any, which have been previously approved by the Director of Local Government Services.

Certified by me, Lisa Russo, this 5th day of September, 2017 _____, Clerk.
Signature

COUNTY/MUNICIPAL OPEN SPACE, RECREATION, FARMLAND AND HISTORIC PRESERVATION TRUST FUND

DEDICATED REVENUES FROM TRUST FUND	FCOA	Anticipated		Realized in Cash in 2017	APPROPRIATIONS	FCOA	Appropriated		Expended 2017	
		SFY2018	SFY2017				2018	2017	Paid/Charged	Reserved
Amount to be Raised By Taxation	54-190	738,789.53	738,579.00	738,579.00	Development of Lands for Recreation and Conservation:		XXXXXXXXXX	XXXXXXXXXX	XXXXXXXXXX	XXXXXXXXXX
Reserve to Retire Bonds - Green Acres	54-113	122,509.00	145,111.00	145,111.00	Salaries & Wages	54-385-1				
					Other Expenses	54-385-2				
Reserve Funds:		1,619.77	176,349.00	176,349.00	Maintenance of Lands for Recreation and Conservation:			XXXXXXXXXXXXXXXXXXXXXXXXXX		
					Salaries & Wages	54-375-1				
					Other Expenses	54-375-2				
					Historic Preser			XXXXXXXXXXXXXXXXXXXXXXXXXX		
					Salaries & Wages	54-176-1				
					Other Expenses	54-176-2				
Total Trust Fund Revenues:	54-299	862,918.30	1,060,039.00	1,060,039.00	Acquisition of Lands for Recreation and Conservation	54-915-2				
Summary of Program					Acquisition of Farmland	54-916-2				
Year Referendum Passed/Implemented:			1999 / 2000		Down Payments on Improvements	54-902-2				
			(Date)		Debt Service:			XXXXXXXXXXXXXXXXXXXXXXXXXX		
Rate Assessed:			0.03		Payment of Bond Principal	54-920-2	376,000.00	329,000.00	329,000.00	
Total Tax Collected to date			12,193,044.27		Payment of Bond Anticipation Notes and Capital Notes	54-925-2		151,642.00	151,642.00	
Total Expended to date			14,459,251.62		Interest on Bonds	54-930-2	276,961.82	370,724.48	370,724.48	
Total Acreage Preserved to date			214.44		Interest on Notes	54-935-2	132,038.18	201,149.00	201,149.00	
			(Acres)		Reserve for Future Use	54-950-2	77,918.30	7,523.52	7,523.52	
Recreation land preserved in 2017			-		Total Trust Fund Appropriations:	54-499	862,918.30	1,060,039.00	1,060,039.00	
			(Acres)							
Farmland preserved in 2017			-							
			(Acres)							

**Annual List of Change Orders Approved
Pursuant to N.J.A.C. 5:30-11**

Contracting Unit: The Township of North Brunswick

Year Ending: June 30, 2017

The following is a complete list of all change orders which caused the originally awarded contract price to be exceeded by more than 20 percent.
For regulatory details please consult N.J.A.C. 5:30-11.1 et seq. Please identify each change order by name of the project.

1

2

3

4

5

For each change order listed above, submit with introduced budget a copy of the governing body resolution authorizing the change order and an Affidavit of Publication for the newspaper notice required by N.J.A.C. 5:30-11.9(d). (Affidavit must include a copy of the newspaper notice.)

If you have not had a change order exceeding the 20 percent threshold for the year indicated above, please check here [___] and certify below.

Date

Clerk of the Governing Body