

North Brunswick Township Water & Sewer Billing



Homeowner requesting a 1x Courtesy Leak Adjustment

Date: 12/10/2025

Property Address: 13 Fleet Street

Account #: 20435-0

Bill Amount:

- **September 2025** \$900.36 (46,567 Gallons)
- **October 2025** – \$680.39 (35,595 Gallons)

Faulty toilet on the 3rd floor causing the bill to significantly increase. Plumber came out as of 11-30-25 to repair the issue.

1 Time Courtesy Credit to be given: \$576.02 (tier 1 billing)

Amanda DePasquale



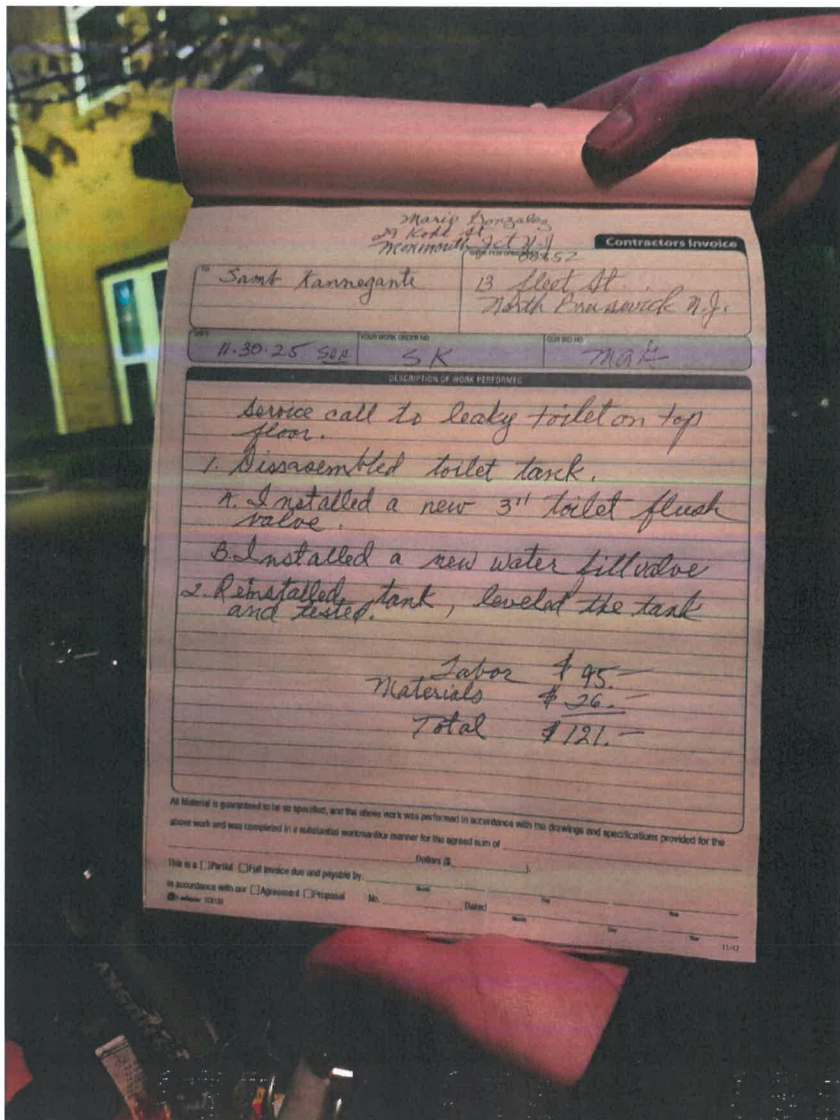
From: Samba Kanneganti <samba0729@gmail.com>
Sent: Monday, December 1, 2025 1:49 PM
To: Amanda DePasquale
Cc: Sriramy Garapati; TWPNBwater
Subject: Re: 13 Fleet St Water leak ?

CAUTION: This email originated from outside of the organization. Do not click links or open attachments unless you recognize the sender and know the content is safe.

Amanda,

Thank you for sharing this, please see the attached Invoice from Plumber and the fix he made also.

Once you review, can you please check what you can do wrt to current bill and we will take care of it ASAP.



Thanks,

NORTH BRUNSWICK TOWNSHIP
Customer Recent Activity Report

Report Date: 12/10/25 09:09 AM

Account Id: 20435-0
Owner: KANNEGANTI SAMBASIVA R & SRIRAMYA G
Property Location: 13 FLEET STREET

Active Services:
Water (Active Date: 12/31/16)
Sewer (Active Date: 12/31/16)
Other (Active Date: 12/31/16)

Recent Billings:	Bill Date	Due Date	Amount Billed	Amount Due	Usage	Principal Balance	Interest/Penalty
Wat/Sew/Oth	12/01/25	01/01/26	246.32	246.32	W/S: 0	246.32	0.00
					W/S: 13943		
Wat/Sew/Oth	11/01/25	12/01/25	680.39	680.54	W/S: 0	680.39	0.15
					W/S: 35595		
Wat/Sew/Oth	10/01/25	11/01/25	900.36	573.57	W/S: 0	573.44	0.13
					W/S: 46567		
Wat/Sew/Oth	09/01/25	10/01/25	87.28	0.00	W/S: 0	0.00	0.00
					W/S: 5619		
Wat/Sew/Oth	08/01/25	09/01/25	17.83	0.00	W/S: 0	0.00	0.00
					W/S: 1100		
Wat/Sew/Oth	07/01/25	08/01/25	55.86	0.00	W/S: 0	0.00	0.00
					W/S: 4049		

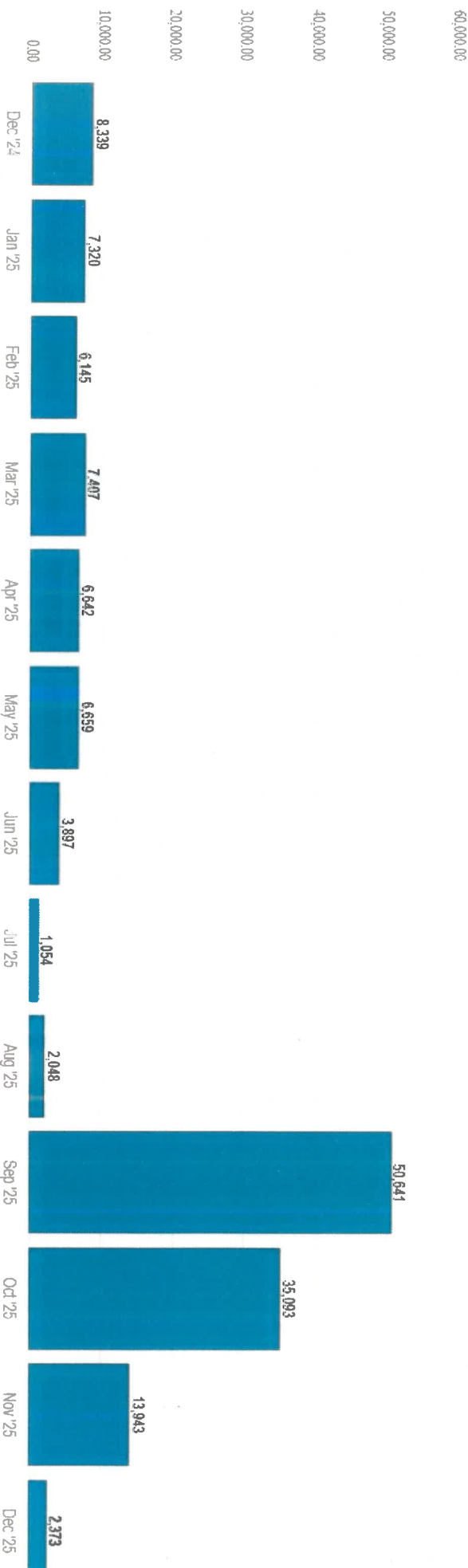
Current Balance: \$1500.43 **Avg W/S:** 12405 **\$1500.15** **\$0.28**

Recent Payments & Adjustments:

Type	Date	Amount	Description
Payment	12/09/25	500.00	CK 3911831622
Payment	06/17/25	399.15	CK 3900516655
Payment	02/11/25	342.98	CK 3891859771
Payment	12/04/24	274.07	CK 3887370524

MONTHLY CONSUMPTION ANALYSIS
December 2024 - December 2025

KANNEGANTI SAMBASIVA R & S
Account Number: 20435 0
Address: 13 FLEET STREET
MIU ID: 1565172934
Meter Number: 54992240
Unit of Measure: Gallons
Total Consumption: 151,560.7 Gallons



DAILY CONSUMPTION ANALYSIS

September 1, 2025 - September 30, 2025

KANNEGANTI SAMBASIVA R & S

Account Number: 20435 0

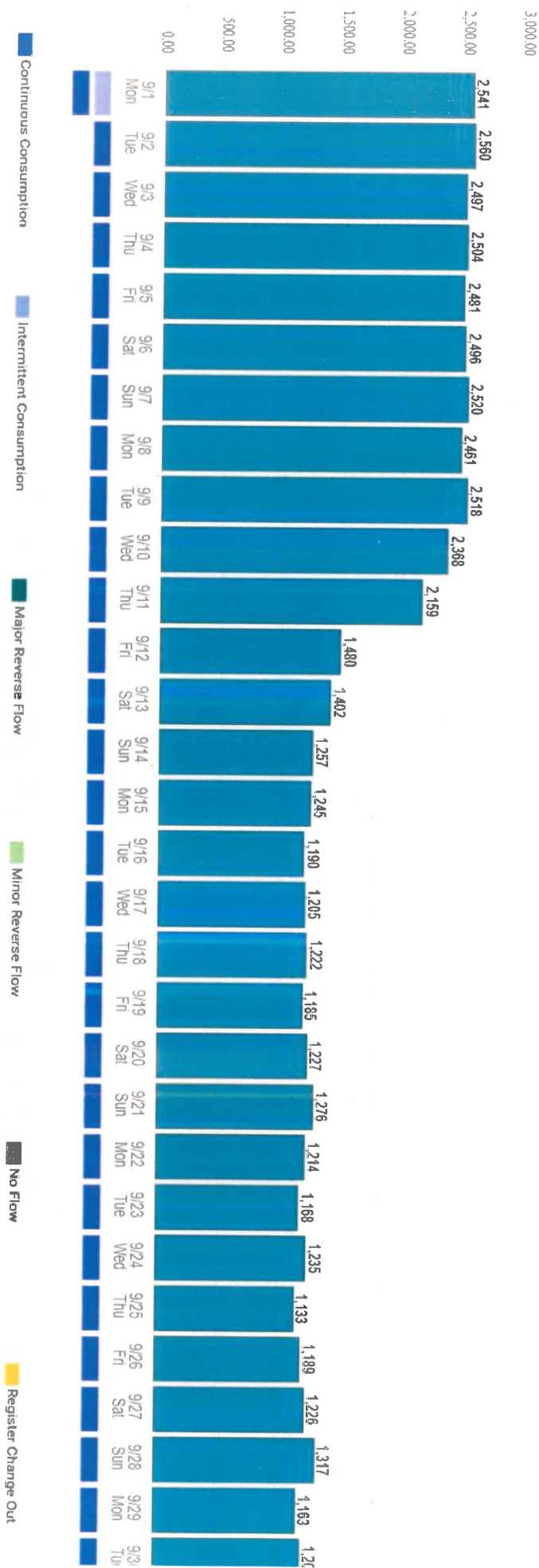
Address: 13 FLEET STREET

MIU ID: 1565172934

Meter Number: 54992240

Unit of Measure: Gallons

Total Consumption: 50,641.3 Gallons



DAILY CONSUMPTION ANALYSIS

October 1, 2025 - October 31, 2025

KANNEGANTI SAMBASIVA R & S

Account Number: 20435 0

Address: 13 FLEET STREET

MIU ID: 1565172934

Meter Number: 54992240

Unit of Measure: Gallons

Total Consumption: 35,092.8 Gallons



September 2025 46,567 gallons used

As Billed Gallons Monthly Rate

Billed at Tier 1 (0-3,000)		Billed at Tier 2 (3,000-9,000)		Billed at Tier 3 (over 9,000)		Total Billed
TIER 1		TIER 2		TIER 3		
46,567	Consumption		Consumption		Consumption	46,567
0.004784	Usage	-	Usage	-	Usage	425.40 As Billed Water
222.78	Tier 1	0.008608	Tier 2	0.009567	Tier 3	222.78 As Adjusted Water
	Water	-	Water	-	Water	202.62 Credit
46,567	Usage	-	Usage	-	Usage	470.46 As Billed Sewer
0.007335	Rate	0.009119	Tier 2	0.010481	Tier 3	341.57 As Adjusted Sewer
341.57	Sewer	-	Sewer	-	Sewer	128.89 Credit
	Service Fee				Service Fee	
564.35	Tier 1	-	Tier 2	-	Tier 3	564.35 Total
						564.35 Billed

425.40	As Billed Water
222.78	As Adjusted Water
202.62	Credit
470.46	As Billed Sewer
341.57	As Adjusted Sewer
128.89	Credit
331.51	TOTAL CREDIT

October Usage 35,595 gallons used.

As Billed Gallons Monthly Rate

Billed at Tier 1 (0-3,000)

TIER 1

35,595	Consumption
35,595	Usage
0.006784	Tier 1
170.29	Water
35,595	Usage
0.007335	Rate
261.09	Sewer
431.38	Tier 1 Service Fee

Billed at Tier 2 (3,000-9,000)

TIER 2

Consumption	
-	Usage
0.008608	Tier 2
-	Water
-	Usage
0.009119	Tier 2
-	Sewer
-	Tier 2

Billed at Tier 3 (over 9,000)

TIER 3

Consumption	
-	Usage
0.009567	Tier 3
-	Water
-	Usage
0.010481	Tier 3
-	Sewer
-	Tier 3

Total Billed

35,595	
170.29	Water
261.09	Sewer
-	Service Fee
431.38	Total

431.38	Billed
--------	--------

320.43 As Billed Water

170.29 As Adjusted Water

150.14 Credit

355.46 As Billed Sewer

261.09 As Adjusted Sewer

94.37 Credit

244.51 TOTAL CREDIT